

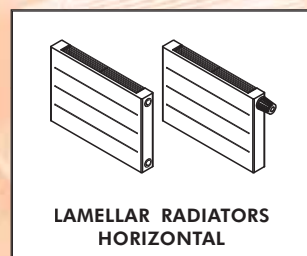


EXACT  
TECHNICAL CATALOGUE

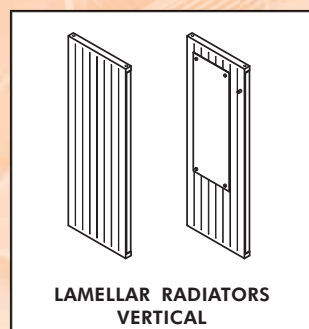


## CONTENTS

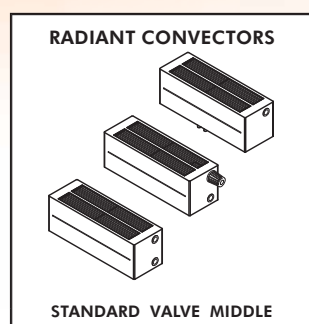
CONTENTS .....	3
GENERAL DATA .....	4
ORDER PROCEDURE .....	5
HORIZONTAL LAMELLAR RADIATORS – SPECIFICATIONS .....	6
VERTICAL LAMELLAR RADIATORS – SPECIFICATIONS .....	8
HEATING OUTPUTS OF LAMELLAR RADIATORS F10H, F20H.....	10
HEATING OUTPUTS OF LAMELLAR RADIATORS F10V, F10L .....	11
RADIANT CONVECTORS – SPECIFICATIONS.....	12
VALVE RADIANT CONVECTORS – SPECIFICATIONS .....	14
MIDDLE CONNECTION RADIANT CONVECTORS – SPECIFICATIONS.....	16
HEATING OUTPUTS OF RADIANT CONVECTORS K21, K22, K22W .....	18
HEATING OUTPUTS OF RADIANT CONVECTORS K32, K33, K33W .....	19
HEATING OUTPUTS OF RADIANT CONVECTORS K43, K44, K44W .....	20
HEATING OUTPUTS OF RADIANT CONVECTORS K54, K55, K55W .....	21
ASSEMBLY .....	22
REFERENCE COLOUR CHART AND ACCESSORIES.....	23



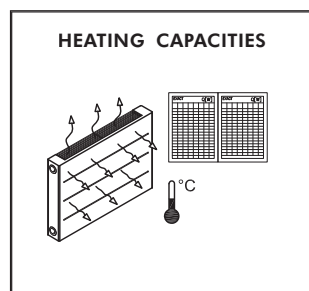
PAGE 6-7



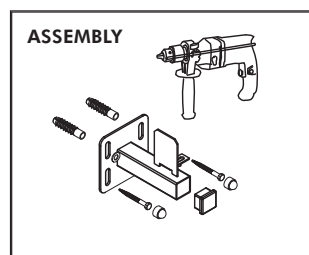
PAGE 8-9



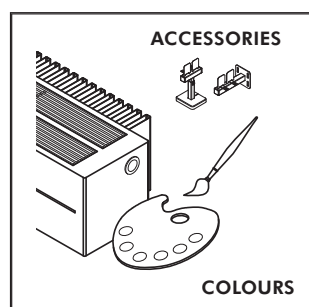
PAGE 12-17



PAGE 10-11, 18-21



PAGE 22



PAGE 23

**BASIC INFORMATION**

Lamellar radiators and convectors are heating units manufactured for maximum operational overpressure 0.5 MPa (0.6 MPa) from steel hollow sections with rectangular cross-section 70x11x1.8 mm and for operational overpressure 1.0 MPa from 70x11x2.3 mm sections in general.

Convectors and lamellar radiators are intended for the application in all heating systems in individual and mass civil construction where only heating (treated) water with induced circulation is used. Lamellar radiators are designed of above-mentioned smooth steel sections free of convection surfaces. Convectors are in addition equipped with auxiliary convection surface with the depth of 50 mm or 39 mm (rear auxiliary surface for models K22-K55, K22W-K55W) moulded of 0.4 mm thick metal sheet which significantly increase heating capacity of the units. K 22W, K 33W, K 44W, K 55W are basic types with auxiliary rear shield suitable for allocation in front of glass surfaces. Insulating plate reflects the heat into the room and prevents heating dissipation. The convector can be furnished with internal connection distribution system and thermostatic valve directly from the manufacturing line. The designed modification allows bottom connection of the convector with 50 mm span. All outlets are fitted with inner G1/2" thread. In general, the convector is supplied with right bottom connection, left bottom connection is delivered only per order.

**HEATING CAPACITY**

Heating capacity was measured in compliance with EN 442. In case the heating units are fitted to other than enclosure walls or are not installed in recommended position or various types of covers and sill are used respectively heating units are covered, the heating capacity may be significantly affected. Upper grill reduces heating capacity for about 5%.

**SURFACE TREATMENT**

Surface is treated with maximum care of the environment and guarantees long-term corrosion-prevention and mechanical-stress protection and sanitary safety. The radiators are sand blasted and degreased at first, than coated with ferric phosphate and lacquered. Baking powder epoxy-polyester lacquer is used for the final surface treatment.

Basic tint is snow-white colour RAL 9016. For other tints refer to "reference colour chart" with extra charges corresponding to the colour type. EXACT radiators are not delivered in chrome and stainless steel surface treatment.

**WARRANTY PERIOD**

The warranty is applicable only to defects and malfunctions resulting from the manufacturing error or from the defect of the used material. There is a 5-year warranty period on lamellar radiators and convectors from the date of delivery of the product to the Purchaser. Warranty certificate is an integral part of each radiator package.

**WARRANTY CONDITIONS**

**Customer loses any claim for warranty service in case that the heating body was:**

- installed in a building, facility or room with high humidity, such as public WC, car washing room, stable, cowshed, indoor swimming pool and the like;
- stored outdoor or under a temperature lower than -5°C;
- damaged by inside corrosion due to unsuitable chemical composition of the heating medium, having caused a leaking;
- deformed due to inappropriate transport or exceeding of working pressure maximum;
- damaged mechanically or due to inappropriate handling by customer or carrier;
- damaged willingly or when defaults appeared due to a natural disaster or other impact;
- used and kept in operation in spite of the claimed default, whereas the usage of so faulty product has inflicted the state thereof in so far that the claimed default cannot be assessed accordingly;
- unprofessionally installed or when a modification has followed without prior seller's consent;
- used for other than the intended purpose, such as for drying of wet textiles directly on the convector body, which has lead to damage of the surface treatment;
- damaged by using of unsuitable cleaners, not recommended for the given radiator surface;
- purchased against a reduced price due to a default, the customer was noticed of.

Any warranty claim shall be refused, if the Warranty Certificate is not filled in, shows unauthorized changes or is not available. The warranty does not apply to unordinary wear and tear. If no default caused by the manufacturer is found out, the warranty conditions are taken as unfulfilled and costs connected with experts' travel shall be borne by customer. Products being the objects of claim and sent to manufacturer by postal service shall be possibly delivered in original packing or dully packed, to eliminate any further damage due to transportation. Damages caused by such transportation of a claimed product shall not be taken in consideration.

**PACKING AND FIXING**

Regarding the type, lamellar radiators and convectors are packed in three-layer cardboard including corner protections, and sealed subsequently in shrink-wrap.

Mounting kits are not part of the package. Kits are delivered per order in two versions:

1. Wall-mounting brackets. The number of brackets depends on the length of the radiator.
2. Stands with plastic caps. The number of stands depends on the length of the radiator.

The kits include determined amount of assembly features.

Airplug and fullplug are placed onsite.

# ORDERING PROCEDURE FOR EXACT LAMELLAR RADIATORS AND RADIANT CONVECTORS

POSITION NO.																
1.	2.	3.	4.	5.	6.	7.	8.	9.	10.	11.	12.	13.	14.	15.	16.	17.
<b>F</b>	<b>1</b>	<b>0</b>	<b>H</b>	<b>0</b>	<b>5</b>	<b>6</b>	<b>0</b>	<b>1</b>	<b>2</b>	<b>0</b>	<b>0</b>	<b>A</b>	<b>B</b>	<b>0</b>	<b>1</b>	<b>-</b>
MODEL				HEIGHT				LENGTH				CONNECT.		COLOUR		ATYP.

## 1, 2, 3, 4 Radiator type

- K21** – Radiant convector, 2 heating plates, 1 auxiliary surface
- K32** – Radiant convector, 3 heating plates, 2 auxiliary surfaces
- K43** – Radiant convector, 4 heating plates, 3 auxiliary surfaces
- K54** – Radiant convector, 5 heating plates, 4 auxiliary surfaces
- K22** – Radiant convector, 2 heating plates, 2 auxiliary surfaces
- K33** – Radiant convector, 3 heating plates, 3 auxiliary surfaces
- K44** – Radiant convector, 4 heating plates, 4 auxiliary surfaces
- K55** – Radiant convector, 5 heating plates, 5 auxiliary surfaces
- K22 W** – Radiant convector, 2 heating plates, 2 auxiliary surfaces and rear reflection shield
- K33 W** – Radiant convector, 3 heating plates, 3 auxiliary surfaces and rear reflection shield
- K44 W** – Radiant convector, 4 heating plates, 4 auxiliary surfaces and rear reflection shield
- K55 W** – Radiant convector, 5 heating plates, 5 auxiliary surfaces and rear reflection shield
- F10 H** – Lamellar radiator, 1 heating plate, horizontal
- F20 H** – Lamellar radiator, 2 heating plates, horizontal
- F10 V** – Lamellar radiator, 1 heating plate, vertical
- F10 L** – Lamellar radiator, 1 heating plate, vertical. Lux

## 5, 6, 7, 8 Height (mm)

F10H, F20H				F10V				F10L				RADIANT CONVECTORS					
0	2	8	0	0	4	0	0	1	6	0	0	*	0	0	7	0	**
0	4	2	0	0	5	0	0	1	8	0	0		0	1	4	0	
0	5	6	0		†	0							0	2	1	0	
0	7	0	0	2	8	0	0						0	2	8	0	
				3	0	0	0										

\* Only these two heights,

\*\* Not applicable for convectors with middle connections (MA). These are not manufactured in height 70 mm.

## 9, 10, 11, 12 Length (mm)

F10H, F20H				F10V				F10L*				RADIANT CONVECTORS**					
0	4	0	0	0	2	8	0	0	5	6	0	0	0	4	0	0	0
0	5	0	0	0	4	2	0	0	7	0	0	0	0	5	0	0	0
		†	0		0	5	6	0									
2	8	0	0	0	7	0	0						5	8	0	0	0
3	0	0	0										6	0	0	0	0

Manufactured standard length ranges: by 100 mm of length up to the 2 000 mm and by 200 mm above 2 000 mm.

\*Only these two lengths,

\*\*Radiant convectors with middle connection (MA) only up to 4 000 mm.

## 13, 14 Connection

**F10H\*** – AD, CB, BD, DB, AB, CD, EF, FE

**F20H\*** – AD, CB, BD, DB, AB, CD, AC, CA, EF, FE

**VL, VR** – left/right valve (VR as standard)

**F10V, F10L** – AD, CB, BD, DB, MA

**radiant convectors\*** – AD, CB, BD, DB, AB, CD, AC, CA, EF, FE

**VL, VR** – left/right valve (VR as standard)

**MA** – middle connection

**ML, MR** – middle connection with valve left/right

\* Inner design for connection AD, CB, BD, DB is the same as is without extra charge, connection EF, FE is with 6x connection thread.

## 15, 16 Colour code

CODE	RAL	CODE	RAL	CODE	RAL	CODE	RAL	CODE	RAL	CODE	RAL	CODE	RAL
01	9016	12	1015	60	S01	66	S07	72	S13	-	-	99	other
02	9010	19	9005	61	S02	67	S08	73	S14	-	-	-	-
04	9001	20	9006	62	S03	68	S09	74	S15	-	-	-	-
-	-	39	7024	63	S04	69	S10	75	S16	83	S19	-	-
-	-	45	6019	64	S05	70	S11	76	S17	-	-	-	-
-	-	46	8017	65	S06	71	S12	77	S18	-	-	-	-

## 17 Atypical

– Standard design without adaptations

**A** atypical design, specified in note behind product code

**X** construction 1,0 MPa (10 bar)

**T** construction 1,0 MPa (10 bar) + atypical design

## LAMELLAR RADIATORS – HORIZONTAL

Lamellar radiator with variable connection of the heating unit A, B, C, D, (E, F), MA or in version VALVE

### DIMENSIONS

**Length:** 400–2 000 mm by 100 mm, 2 000–3 000 mm by 200 mm

**Height:** 280, 420, 560, 700 mm

**Depth:** type **F10H** – B=50 mm, type **F20H** – B=72 mm

### SPECIFICATIONS

**Connection:** standard 4xG1/2" inner (6xG1/2" connection E, F)  
VALVE 2xG1/2" inner, span 50mm

**Max. operating overpressure:** 0,5 MPa (standard) or 1,0 MPa (per order)

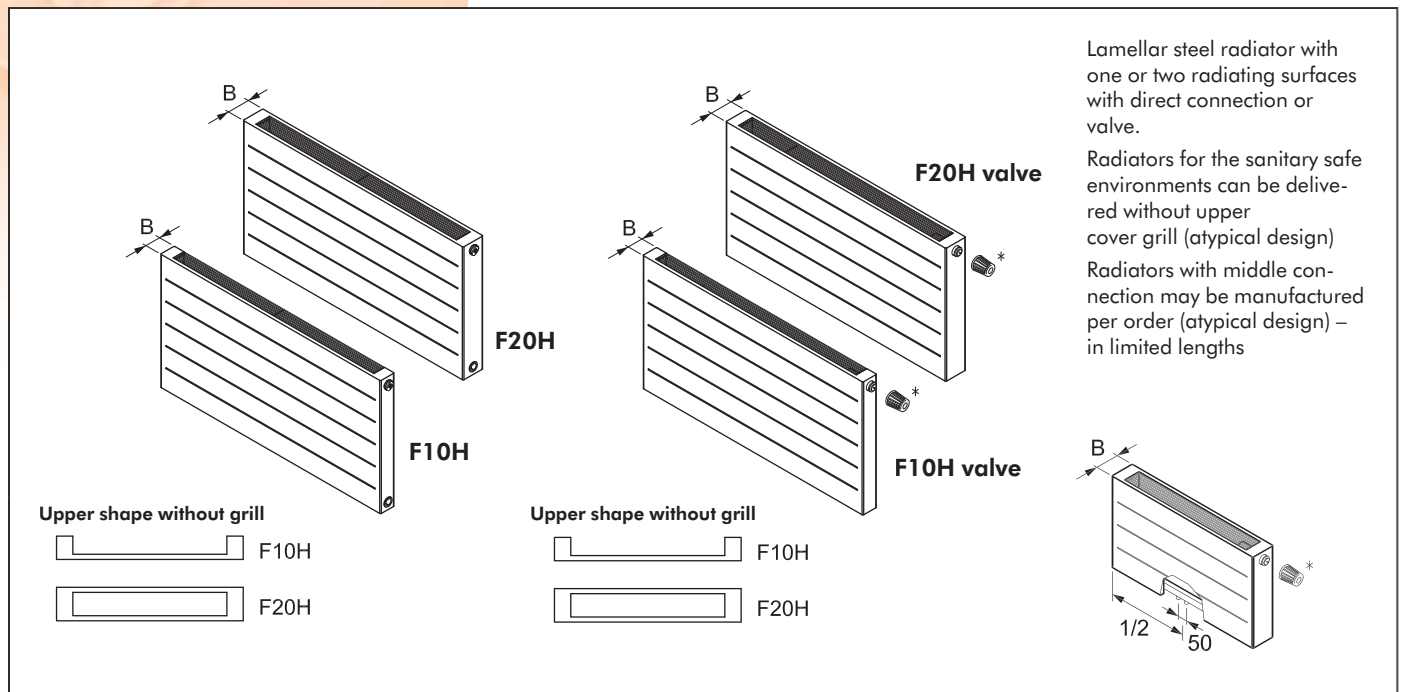
**Max. operating temperature:** 110 °C

**Heating system:** double pipe with induced circulation

**Ambient conditions:** +2 to 45 °C, at relative humidity 20–70 %



### RADIATOR TYPES



\* Thermostatic head is not part of the radiator

### BASIC DESIGN

**Colour:** white RAL 9016, RAL 9010, other colours according to colour chart

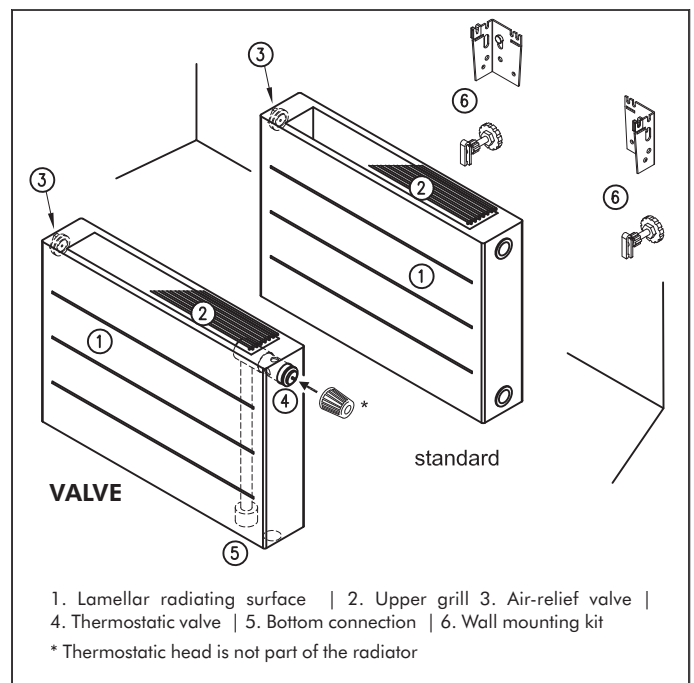
**Grill:** upper wire grill

**Mounting:** wall-mounting kit includes hinges, balance braces, screws and sockets (for mounting to concrete)

**Connection: STANDARD**  
4xG1/2"  
(3 pcs. cap + 1 pcs. of air-relief valve)  
6xG1/2" in design E, F  
(5 pcs. cap + 1 pcs. of air-relief valve)

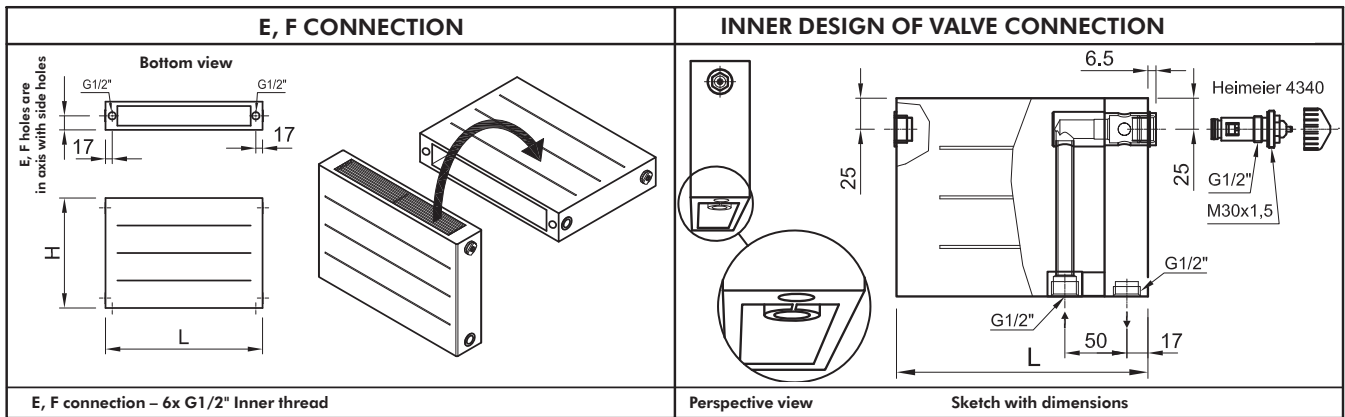
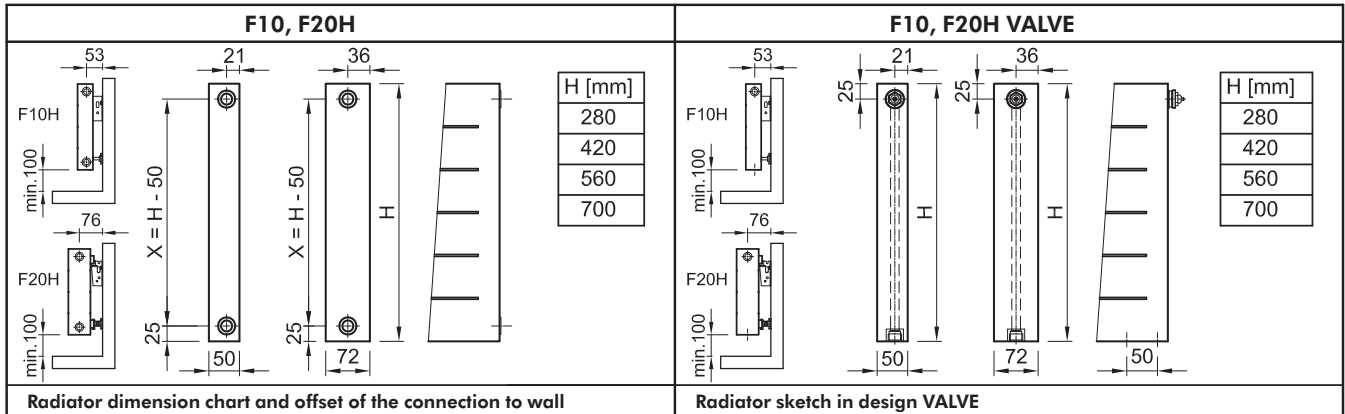
**Connection: VALVE**  
2xG1/2" internal  
Right or left per order  
Thread connection span 50 mm  
(See detail on the following page)  
Installed thermostatic valve Heimeier (Danfoss per order)

### RADIATOR BASIC EQUIPMENT (e.g. as on F20H, F20H valve)



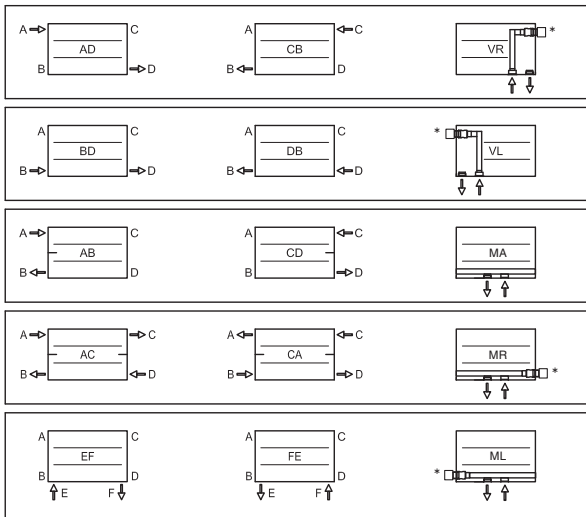
# LAMELLAR RADIATORS – HORIZONTAL

## RADIATOR CONNECTION DIMENSIONS



### CONNECTION OPTION

F10 we do not supply with connection AC, CA



\* Note: Thermostatic head is not part of the radiator

### CODING

1.	2.	3.	4.	5.	6.	7.	8.	9.	10.	11.	12.	13.	14.	15.	16.	17.
F	2	0	H	0	4	2	0	1	5	0	0	A	B	0	1	A
TYPE				HEIGHT				LENGTH				CONNECT.	COLOUR	ATYP.		

### ORDER EXAMPLE

#### ■ F10H05601900AD01

Lamellar steel radiator in design F10H with grill, AD, height 560 mm, length 1 900 mm, colour 01 – RAL 9016

#### ■ F10H05602300AC15T, G3/4", without grill

Radiator in design F10H without grill, AC, height 560 mm, intermediate length 2 300 mm, colour 15 – RAL 6034, max. overpressure 10 bar, internal design AC, connection G3/4" inner

### RADIATOR DESIGN OPTIONS

**Connection:** 4xG3/4" [not applicable for VALVE]

(3 pcs. - cap, 1 air-relief valve G3/4")

**Valve:** Danfoss [for VALVE type]

(assembled instead of standard Heimeier valve)

**Max. operating overpressure:** 1 MPa (10 bar)

**Intermediate length:** e.g. 2100 mm  
(price as for 2 200 mm length)

**Colour:** according to colour chart

### POSITION SINGLE POSITION OPTIONS

- 1, 2, 3, 4 F10H, F20H
- 5, 6, 7, 8 radiator height 0280, 0420, 0560, 0700 mm
- 9,10,11,12 radiator length  
0400, 0500, ....., 2000 by 100 mm  
2200, 2400, ....., 3000 by 200 mm
- 13, 14 standard: AD, CB, BD, DB, AB, CD, AC, CA, EF, FE  
valve: VR – right valve (standard),  
VL – left valve  
ML (F20 only) valve on the left down side  
MR (F20 only) valve on the right down side
- 15, 16 according to colour chart
- 17 – standard connection
- A atypical design
- X construction 1 MPa (10 bar)
- T construction 1 MPa (10 bar) + atypical design

Note: list selected radiator modifications behind the code  
(e. g. thread 3/4", without grill, ...)

## LAMELLAR RADIATORS – VERTICAL

Lamellar vertical radiator with variable connection of the heating unit A, B, C, D, MA

### DIMENSIONS

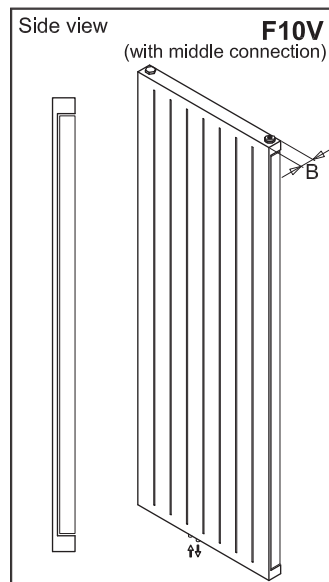
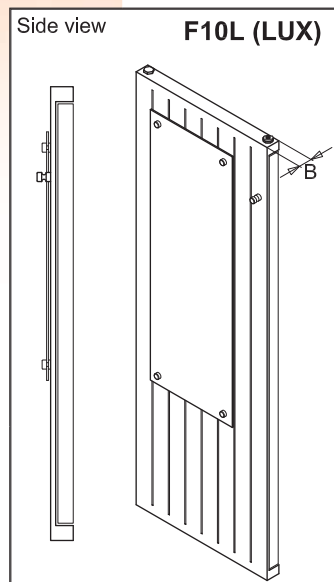
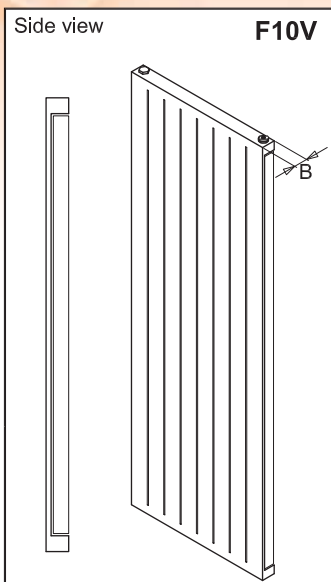
**Length:** type F10V – 280, 420, 560, 700 mm      type F10L – 560, 700 mm  
**Height:** type F10V – 400–2 000 mm by 100 mm      type F10L – 1 600, 1 800 mm  
**Depth:** B=50 mm

### SPECIFICATIONS

**Connection:** 4xG1/2" inner  
**Max. operating overpressure:** 0,5 MPa (standard) or 1,0 MPa (per order)  
**Max. operating temperature:** 110 °C  
**Heating system:** double pipe with induced circulation  
**Ambient conditions:** +2 to 45 °C, at relative humidity 20–70%



### RADIATOR TYPES



Lamellar vertical steel radiator with one radiating surface (supply with middle connection).

**F10V:**  
Lamellar radiator delivered in four widths and random heights from 400 to 2 000 mm.

**F10L (LUX):**  
Lamellar radiator delivered in two widths and two heights.

The mirror increases end-use properties of the radiator. The radiator can be furnished as aesthetic feature in the living rooms or in bathrooms.

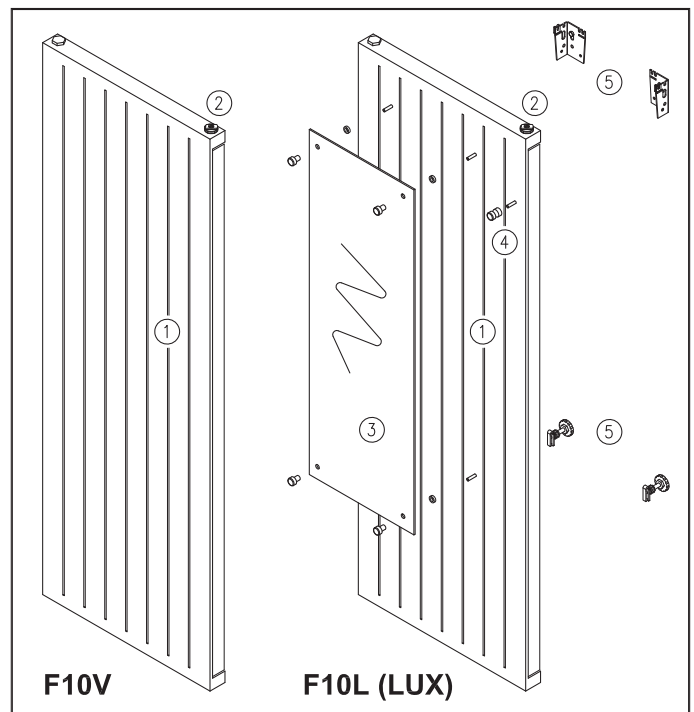
Coat or towel hanger is part of the delivery.

### BASIC DESIGN

- Colour:** white RAL 9016, RAL 9010  
other colours according to colour chart
- Mounting:** Wall mounting kit  
Wall mounting kit includes hinges, balance braces, screws and sockets (for mounting to concrete)
- Connection:** 4xG1/2"  
(3 pcs. cap + 1 pcs. of air-relief valve)

1. Lamellar radiating surface
2. Air-relief valve
3. Mirror
4. Hanger chrome
5. Wall-mounting kit

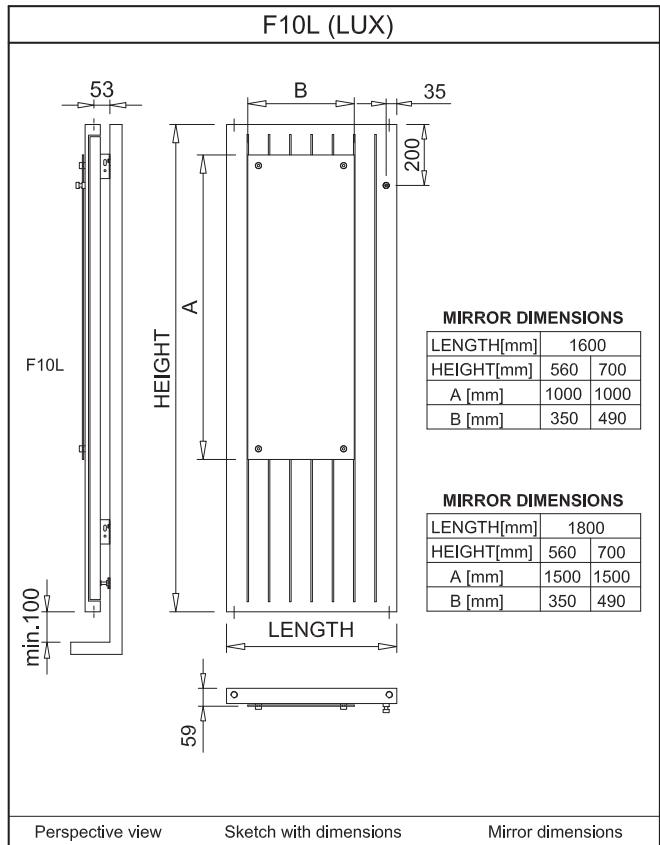
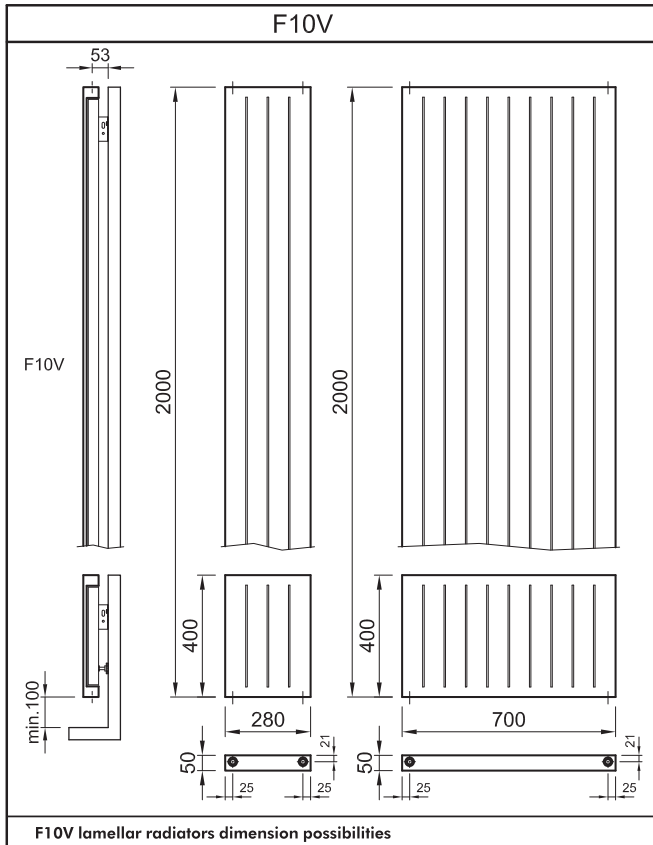
### RADIATOR BASIC EQUIPMENT



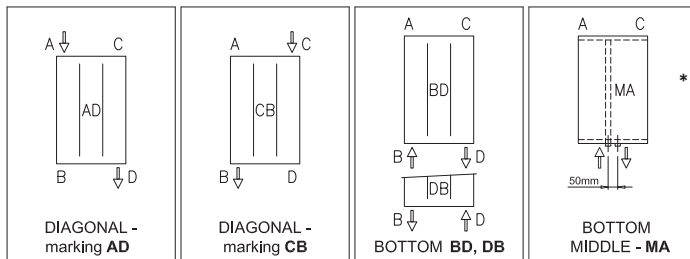


# LAMELLAR RADIATORS – VERTICAL

## RADIATOR CONNECTION DIMENSIONS



## CONNECTION OPTIONS



\* Side of the input of hot water has to be specified in order.

## CODING

1.	2.	3.	4.	5.	6.	7.	8.	9.	10.	11.	12.	13.	14.	15.	16.	17.
F	1	0	L	1	6	0	0	0	7	0	0	B	D	0	1	-
TYPE				HEIGHT				LENGTH				CONNECT.	COLOUR	ATYP.		

## ORDER EXAMPLE

- **F10V19000560AD01**  
Lamellar vertical radiator F10V, AD, height 1 900 mm, length 560 mm, colour 01 – RAL 9016
- **F10V17500560AD15T, G3/4"**  
Radiator in design F10V AD, height-intermediate length 1 750 mm, length 560 mm, colour 15 – RAL 6034, max. overpressure 10 bar, connection G3/4" inner

## RADIATOR DESIGN OPTIONS

**Connection:** 4xG3/4"  
(3 pcs. - cap, 1 air-relief valve G3/4")

**Max. operating overpressure:** 1 MPa (10 bar)

**Intermediate length:** e.g. 1 850 mm  
(price as for 1 900 mm length)

**Colour:** according to colour chart

## POSITION SINGLE POSITION OPTIONS

- |            |   |
|------------|---|
| 1, 2, 3, 4 | F10V, F10L  |
| 5, 6, 7, 8 | radiator height<br>F10V: 0400, 0500, ..., 2000 by 100 mm<br>F10L: 1600, 1800 mm                                   |
| 9,10,11,12 | radiator length<br>F10V: 0280, 0420, 0560, 0700 mm<br>F10L: 0560, 0700 mm   |
| 13, 14     | AD, CB, BD, DB, MA  |
| 15, 16     | according to colour chart   |
| 17         | - standard connection<br>A atypical design<br>X design 1 MPa (10 bar)<br>T design 1 MPa (10 bar) + typical design |

Note: list selected radiator modifications behind the code  
(e.g. thread 3/4", ...)

## HEATING OUTPUTS, WEIGHTS & WATER CAPACITY

### F10H

exponent n=1,22

Height	Length [mm]	400	500	600	700	800	900	1000	1100	1200	1300	1400	1500	1600	1700	1800	1900	2000	2200	2400	2600	> 2600
280 mm	Water capacity [l]*	1,4	1,6	1,8	2,0	2,2	2,4	2,6	2,8	3,0	3,2	3,3	3,5	3,7	3,9	4,1	4,3	4,5	4,9	5,3	5,7	~2,6 l/m
	Weight [kg]**	2,5	3,1	3,7	4,3	4,9	5,5	6,0	6,7	7,2	7,8	8,4	9,0	9,6	10,2	10,7	11,3	11,9	13,1	14,3	15,5	~6,0 kg/m
	90/70/20°C [W]	169	211	254	296	338	380	423	465	508	549	591	634	676	719	760	803	845	930	1014	1099	423 W/m
	75/65/20°C [W]	135	169	203	237	270	304	338	372	406	439	473	507	541	575	608	642	676	744	811	879	338 W/m
	55/45/20°C [W]	72	90	109	127	144	163	181	199	217	235	253	271	290	308	325	344	362	398	434	470	181 W/m

exponent n=1,22

Height	Length [mm]	400	500	600	700	800	900	1000	1100	1200	1300	1400	1500	1600	1700	1800	1900	2000	2200	2400	2600	> 2600
420 mm	Water capacity [l]*	2,1	2,4	2,7	3,0	3,3	3,6	3,9	4,1	4,4	4,7	5,0	5,3	5,6	5,9	6,2	6,5	6,8	7,4	8,0	8,6	~3,9 l/m
	Weight [kg]**	7,1	8,5	9,9	11,3	12,7	14,1	15,5	16,8	18,2	19,6	21,0	22,4	23,8	25,2	26,6	28,0	29,3	32,1	34,9	37,7	~15,5 kg/m
	90/70/20°C [W]	240	301	361	421	481	541	601	661	721	781	841	903	963	1023	1083	1143	1203	1323	1443	1564	601 W/m
	75/65/20°C [W]	192	241	289	337	385	433	481	529	577	625	673	722	770	818	866	914	962	1058	1154	1251	481 W/m
	55/45/20°C [W]	103	129	155	180	206	232	257	283	309	334	360	386	412	438	463	489	515	566	618	669	257 W/m

exponent n=1,22

Height	Length [mm]	400	500	600	700	800	900	1000	1100	1200	1300	1400	1500	1600	1700	1800	1900	2000	2200	2400	2600	> 2600
560 mm	Water capacity [l]*	2,8	3,2	3,6	4,0	4,4	4,7	5,1	5,5	5,9	6,3	6,7	7,1	7,5	7,9	8,3	8,7	9,1	9,8	10,6	11,4	~5,1 l/m
	Weight [kg]**	9,4	11,3	13,1	15,0	16,8	18,7	20,5	22,4	24,3	26,1	28,0	29,8	31,7	33,5	35,4	37,2	39,1	42,8	46,5	50,2	~20,5 kg/m
	90/70/20°C [W]	309	386	463	540	618	694	771	849	925	1003	1080	1158	1234	1311	1389	1465	1543	1696	1851	2005	771 W/m
	75/65/20°C [W]	247	309	370	432	494	555	617	679	740	802	864	926	987	1049	1111	1172	1234	1357	1481	1604	617 W/m
	55/45/20°C [W]	132	165	198	231	264	297	330	363	396	429	462	496	528	561	595	627	660	726	793	858	330 W/m

exponent n=1,22

Height	Length [mm]	400	500	600	700	800	900	1000	1100	1200	1300	1400	1500	1600	1700	1800	1900	2000	2200	2400	2600	> 2600
700 mm	Water capacity [l]*	3,5	4,0	4,5	5,0	5,4	5,9	6,4	6,9	7,4	7,9	8,4	8,9	9,4	9,9	10,4	10,8	11,3	12,3	13,3	14,3	~6,4 l/m
	Weight [kg]**	11,9	14,2	16,6	18,9	21,2	23,5	25,8	28,1	30,5	32,8	35,1	37,4	39,7	42,0	44,4	46,7	49,0	53,6	58,3	62,9	~25,8 kg/m
	90/70/20°C [W]	375	469	561	655	749	843	936	1030	1124	1218	1311	1405	1498	1591	1685	1779	1873	2060	2248	2434	936 W/m
	75/65/20°C [W]	300	375	449	524	599	674	749	824	899	974	1049	1124	1198	1273	1348	1423	1498	1648	1798	1947	749 W/m
	55/45/20°C [W]	161	201	240	280	321	361	401	441	481	521	561	601	641	681	721	761	802	882	962	1042	401 W/m

\* version 5bar, (10 bar radiator capacity = 5bar × 0,9)

\*\* empty body weight without packaging; version 5bar (10bar radiator mass = 5bar × 1,2)

Thermal power measuring follows in accordance with EN 442-2.

### F20H

exponent n=1,28

Height	Length [mm]	400	500	600	700	800	900	1000	1100	1200	1300	1400	1500	1600	1700	1800	1900	2000	2200	2400	2600	> 2600
280 mm	Water capacity [l]*	2,3	2,7	3,1	3,5	3,9	4,3	4,7	5,0	5,4	5,8	6,2	6,6	7,0	7,4	7,8	8,2	8,6	9,4	10,1	10,9	~4,7 l/m
	Weight [kg]**	8,4	10,3	12,1	14,0	15,8	17,7	19,5	21,4	23,2	25,1	26,9	28,8	30,7	32,5	34,4	36,2	38,1	41,8	45,5	49,2	~19,5 kg/m
	90/70/20°C [W]	270	335	399	465	530	595	660	724	790	854	919	984	1049	1115	1179	1244	1309	1439	1568	1699	~660 W/m
	75/65/20°C [W]	214	265	316	368	419	471	522	573	625	676	727	779	830	882	933	984	1036	1139	1241	1344	~522 W/m
	55/45/20°C [W]	111	138	164	191	217	244	271	297	324	351	377	404	431	458	484	511	538	591	644	698	~271 W/m

exponent n=1,28

Height	Length [mm]	400	500	600	700	800	900	1000	1100	1200	1300	1400	1500	1600	1700	1800	1900	2000	2200	2400	2600	> 2600
420 mm	Water capacity [l]*	3,5	4,0	4,6	5,2	5,8	6,4	7,0	7,6	8,2	8,8	9,3	9,9	10,5	11,1	11,7	12,3	12,9	14,0	15,2	16,4	~7,0 l/m
	Weight [kg]**	12,6	15,4	18,2	21,0	23,7	26,5	29,3	32,1	34,9	37,6	40,4	43,2	46,0	48,8	51,5	54,3	57,1	62,6	68,2	73,8	~29,3 kg/m
	90/70/20°C [W]	387	479	572	665	758	852	944	1038	1130	1223	1317	1409	1503	1595	1688	1781	1874	2060	2246	2431	~944 W/m
	75/65/20°C [W]	306	379	453	526	600	674	747	821	894	968	1042	1115	1189	1262	1336	1409	1483	1630	1777	1924	~747 W/m
	55/45/20°C [W]	159	197	235	273	311	350	388	426	464	502	541	579	617	655	693	731	770	846	922	999	~388 W/m

exponent n=1,28

Height	Length [mm]	400	500	600	700	800	900	1000	1100	1200	1300	1400	1500	1600	1700	1800	1900	2000	2200	2400	2600	> 2600
560 mm	Water capacity [l]*	4,6	5,4	6,2	7,0	7,7	8,5	9,3	10,1	10,9	11,7	12,5	13,2	14,0	14,8	15,6	16,4	17,2	18,7	20,3	21,9	~9,3 l/m
	Weight [kg]**	16,8	20,5	24,3	28,0	31,7	35,4	39,1	42,8	46,5	50,2	53,9	57,6	61,3	65,0	68,7	72,4	76,1	83,5	90,9	98,3	~39,3 kg/m
	90/70/20°C [W]	498	618	738	858	978	1098	1218	1338	1458	1578	1699	1817	1937	2057	2193	2298	2418	2658	2898	3138	~1218 W/m
	75/65/20°C [W]	394	489	584	679	774	869	964	1059	1154	1249	1344	1438	1533	1628	1735	1818	1913	2103	2293	2483	~964 W/m
	55/45/20°C [W]	204	254	303	352	402	451	500	550	599	648	698	746	796	845	900	943	993	1091	1190	1289	~500 W/m

exponent n=1,28

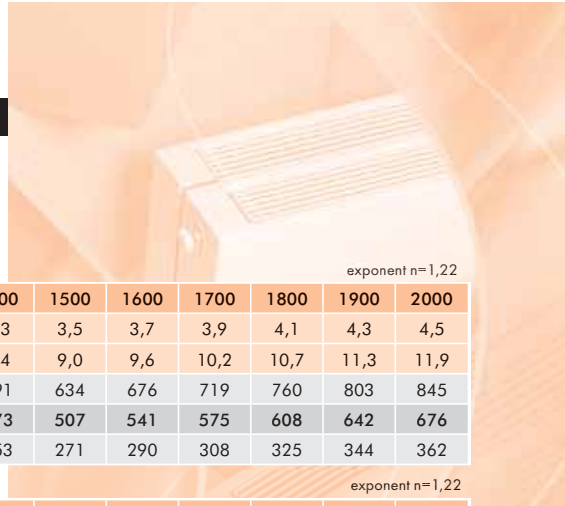
Height	Length [mm]	400	500	600	700	800	900	1000	1100	1200	1300	1400	1500	1600	1700	1800	1900	2000	2200	2400	2600	> 2600
700 mm	Water capacity [l]*	5,8	6,7	7,7	8,7	9,7	10,7	11,7	12,6	13,6	14,6	15,6	16,6	17,5	18,5	19,5	20,5	21,5	23,4	25,4	27,3	~11,7 l/m
	Weight [kg]**	21,1	25,7	30,3	34,9	39,6	44,2	48,8	53,5	58,1	62,7	67,4	72,0	76,6	81,3	85,9	90,5	95,1	104,4	113,7	122,9	~48,8 kg/m
	90/70/20°C [W]	608	753	900	1045	1192	1338	1484	1630	1777	1922	2069	2215	2361	2507	2654	2799	2946	3238	3530	3823	~1484 W/m
	75/65/20°C [W]	481	596	712	827	943	1059	1174	1290	1406	1521	1637	1753	1868	1984	2100	2215	2331	2562	2793	3025	~1174 W/m
	55/45/20°C [W]	250	309	370	429	489	550	609	669	730	789	850	910	969	1030	1090	1150	1210	1330	1449	1570	~609 W/m

\* version 5bar, (10 bar radiator capacity = 5bar × 0,9)

\*\* empty body weight without packaging; version 5bar (10bar radiator mass = 5bar × 1,2)

Thermal power measuring follows in accordance with EN 442-2.

# HEATING OUTPUTS, WEIGHTS & WATER CAPACITY



## F10V

exponent n=1,22

Height	Length [mm]	400	500	600	700	800	900	1000	1100	1200	1300	1400	1500	1600	1700	1800	1900	2000
280 mm	Water capacity [l]*	1,4	1,6	1,8	2,0	2,2	2,4	2,6	2,8	3,0	3,2	3,3	3,5	3,7	3,9	4,1	4,3	4,5
	Weight [kg]**	2,5	3,1	3,7	4,3	4,9	5,5	6,0	6,7	7,2	7,8	8,4	9,0	9,6	10,2	10,7	11,3	11,9
	90/70/20°C [W]	169	211	254	296	338	380	423	465	508	549	591	634	676	719	760	803	845
	75/65/20°C [W]	135	169	203	237	270	304	338	372	406	439	473	507	541	575	608	642	676
	55/45/20°C [W]	72	90	109	127	144	163	181	199	217	235	253	271	290	308	325	344	362

exponent n=1,22

Height	Length [mm]	400	500	600	700	800	900	1000	1100	1200	1300	1400	1500	1600	1700	1800	1900	2000
420 mm	Water capacity [l]*	2,1	2,4	2,7	3,0	3,3	3,6	3,9	4,1	4,4	4,7	5,0	5,3	5,6	5,9	6,2	6,5	6,8
	Weight [kg]**	7,1	8,5	9,9	11,3	12,7	14,1	15,5	16,8	18,2	19,6	21,0	22,4	23,8	25,2	26,6	28,0	29,3
	90/70/20°C [W]	240	301	361	421	481	541	601	661	721	781	841	903	963	1023	1083	1143	1203
	75/65/20°C [W]	192	241	289	337	385	433	481	529	577	625	673	722	770	818	866	914	962
	55/45/20°C [W]	103	129	155	180	206	232	257	283	309	334	360	386	412	438	463	489	515

exponent n=1,22

Height	Length [mm]	400	500	600	700	800	900	1000	1100	1200	1300	1400	1500	1600	1700	1800	1900	2000
560 mm	Water capacity [l]*	2,8	3,2	3,6	4,0	4,4	4,7	5,1	5,5	5,9	6,3	6,7	7,1	7,5	7,9	8,3	8,7	9,1
	Weight [kg]**	9,4	11,3	13,1	15,0	16,8	18,7	20,5	22,4	24,3	26,1	28,0	29,8	31,7	33,5	35,4	37,2	39,1
	90/70/20°C [W]	309	386	463	540	618	694	771	849	925	1003	1080	1158	1234	1311	1389	1465	1543
	75/65/20°C [W]	247	309	370	432	494	555	617	679	740	802	864	926	987	1049	1111	1172	1234
	55/45/20°C [W]	132	165	198	231	264	297	330	363	396	429	462	496	528	561	595	627	660

exponent n=1,22

Height	Length [mm]	400	500	600	700	800	900	1000	1100	1200	1300	1400	1500	1600	1700	1800	1900	2000
700 mm	Water capacity [l]*	3,5	4,0	4,5	5,0	5,4	5,9	6,4	6,9	7,4	7,9	8,4	8,9	9,4	9,9	10,4	10,8	11,3
	Weight [kg]**	11,9	14,2	16,6	18,9	21,2	23,5	25,8	28,1	30,5	32,8	35,1	37,4	39,7	42,0	44,4	46,7	49,0
	90/70/20°C [W]	375	469	561	655	749	843	936	1030	1124	1218	1311	1405	1498	1591	1685	1779	1873
	75/65/20°C [W]	300	375	449	524	599	674	749	824	899	974	1049	1124	1198	1273	1348	1423	1498
	55/45/20°C [W]	161	201	240	280	321	361	401	441	481	521	561	601	641	681	721	761	802

\* version 5bar, (10 bar radiator capacity = 5bar × 0,9)

\*\* empty body weight without packaging; version 5bar (10bar radiator mass = 5bar × 1,2)

Thermal power measuring follows in accordance with EN 442-2.

## F10L

exponent n=1,22

Height	Length [mm]	1600	1800
560 mm	Water capacity [l]*	7,5	8,3
	Weight [kg]**	31,7	35,4
	90/70/20°C [W]	1233	1388
	75/65/20°C [W]	987	1111
	55/45/20°C [W]	529	596

exponent n=1,22

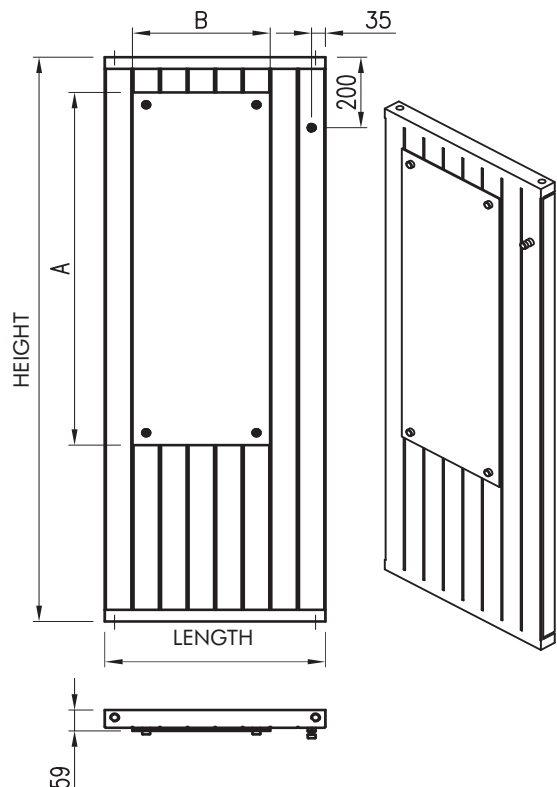
Height	Length [mm]	1600	1800
700 mm	Water capacity [l]*	9,4	10,4
	Weight [kg]**	39,7	44,4
	90/70/20°C [W]	1496	1684
	75/65/20°C [W]	1198	1348
	55/45/20°C [W]	642	723

\* version 5bar, (10 bar radiator capacity = 5bar × 0,9)

\*\* empty body weight without packaging; version 5bar (10bar radiator mass = 5bar × 1,2)

Dimensions of the unit		Dimensions of the mirror	
LENGTH	HEIGHT	A [mm]	B [mm]
1600	560	1000	350
1600	700	1000	490
1800	560	1500	350
1800	700	1500	490

### Dimensions of the mirror F10L



## RADIANT CONVECTORS

Radiant convector with variable connection of the heating unit A, B, C, D, (E, F)

### DIMENSIONS

**Length:** 400–2 000 mm by 100 mm, 2 000–6 000 mm by 200 mm

**Height:** 70, 140, 210, 280 mm

Convector types and depths are listed in the table below.

### SPECIFICATIONS

**Connection:** 4xG1/2" inner (2xG1/2" H=70 mm, 6xG1/2" connection E, F)

**Max. operating overpressure:** 0,6 MPa (standard) or 1,0 MPa (per order)

**Max. operating temperature:** 110 °C

**Heating system:** double pipe with induced circulation

**Ambient conditions:** +2 to 45 °C, at relative humidity 20–70 %



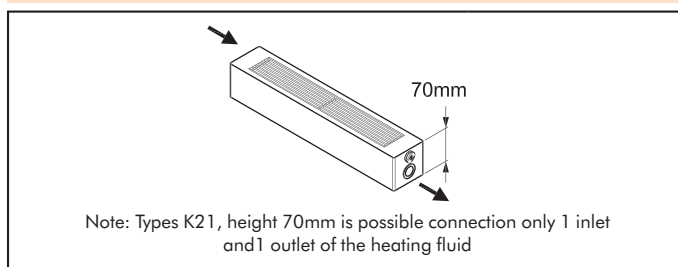
### CONVECTOR TYPES AND DEPTHS

<p><b>K21</b> B=72 mm</p>	<p><b>K32</b> B=133 mm</p>	<p><b>K43</b> B=194 mm</p>	<p><b>K54</b> B=255 mm</p>	<p>Steel convector with lamellar radiating surfaces and inner interchange fins.</p> <p><b>Installation:</b> interior by the wall by the window</p>
<p><b>K22</b> B=111 mm</p>	<p><b>K33</b> B=172 mm</p>	<p><b>K44</b> B=233 mm</p>	<p><b>K55</b> B=294 mm</p>	<p>Steel convector with lamellar radiating surfaces and inner and outer interchange fins.</p> <p><b>Installation:</b> by the wall by the window</p>
<p><b>K22W</b> B=133 mm</p>	<p><b>K33W</b> B=194 mm</p>	<p><b>K44W</b> B=255 mm</p>	<p><b>K55W</b> B=316 mm</p>	<p>Steel convector with lamellar radiating surfaces and inner and outer interchange fins and rear shield.</p> <p><b>Installation:</b> by the windows (prevents radiation losses in window surface)</p>

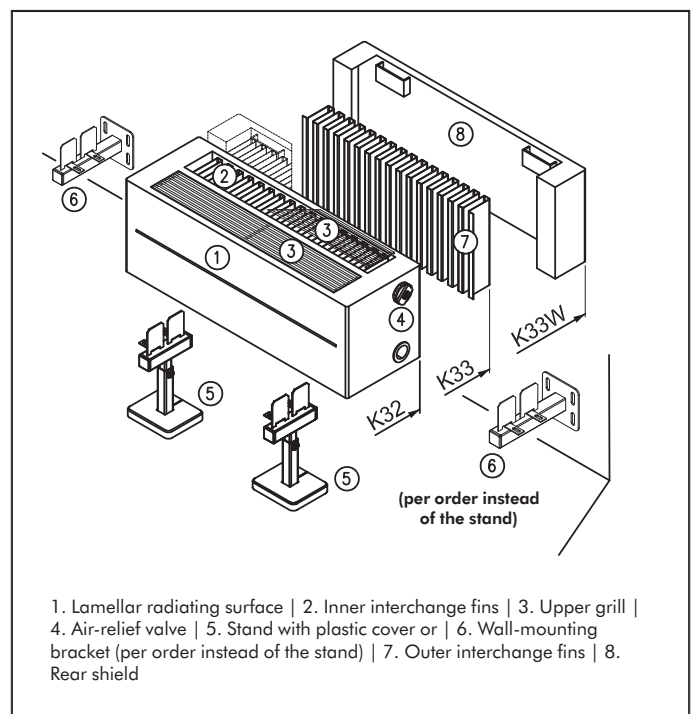
### BASIC DESIGN

- Colour:** white RAL 9016, RAL 9010, other colours according to colour chart
- Grill:** upper wire grill
- Mounting:** stands with plastic covers or wall mounting brackets per order (instead of stands)
- Connection:** 2xG1/2" + 1xG3/8" for H = 70 mm (2 pcs. cap, air-relief valve G3/8")  
4xG1/2" for v = 140, 210, 280 mm (3 pcs. cap + 1 pcs. of air-relief valve)  
6xG1/2" in design E, F (5 pcs. cap + 1 pcs. of air-relief valve)

### CONVECTOR HEIGHT 70 mm

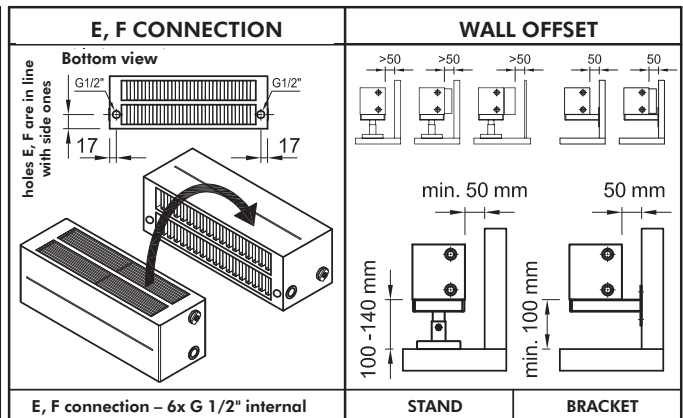
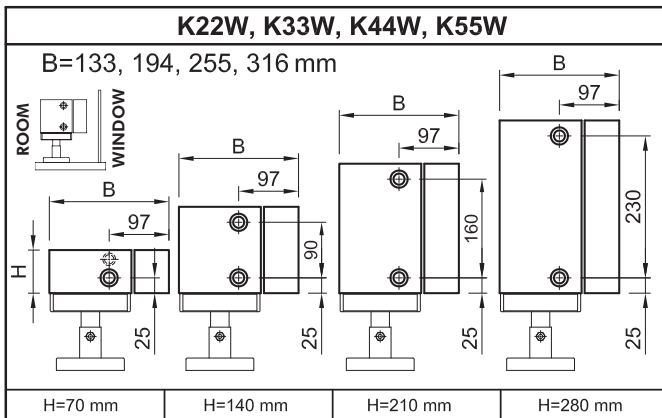
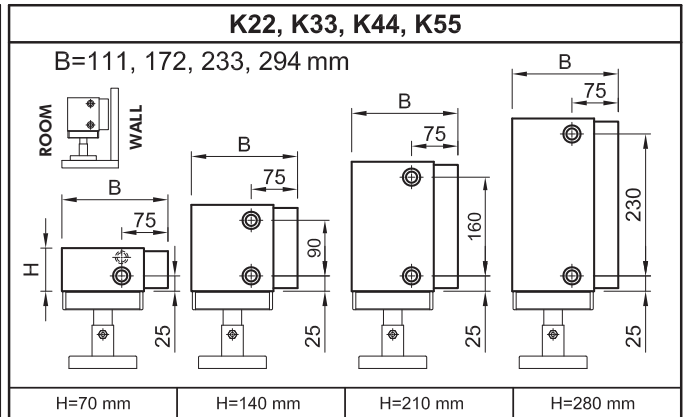
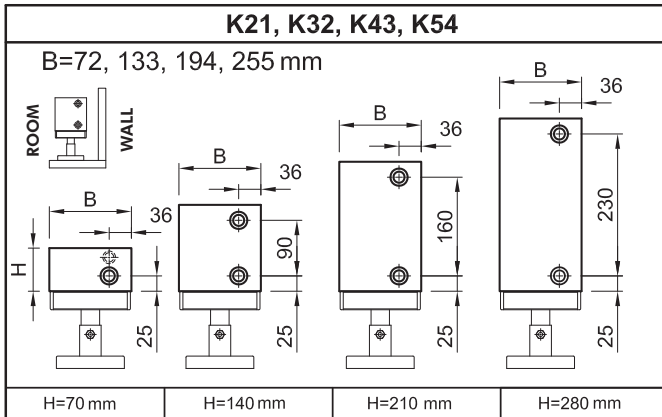


### CONVECTOR BASIC EQUIPMENT

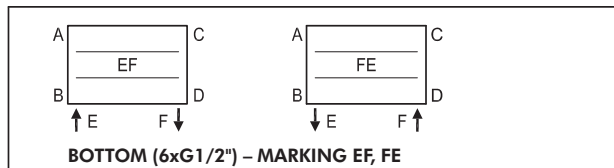
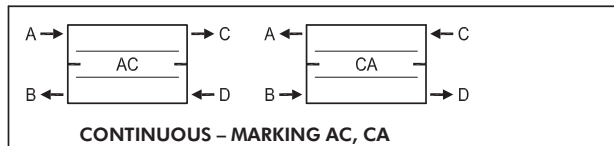
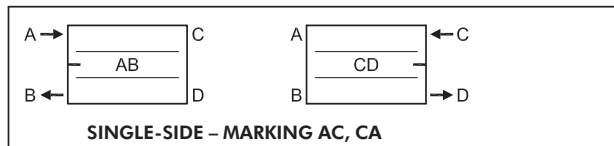
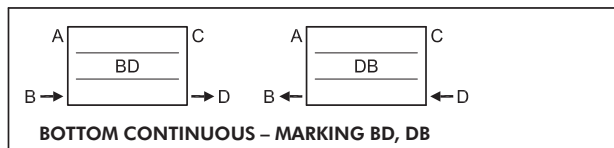
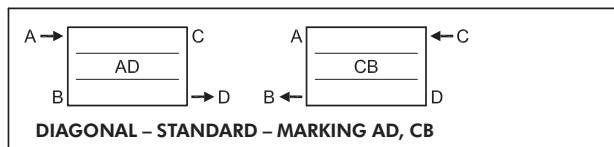


# RADIANT CONVECTORS

## CONVECTOR CONNECTION DIMENSIONS



## CONNECTION OPTIONS



## CONVECTOR DESIGN OPTIONS

Connection: 4xG3/4" (3 pcs. - cap, 1x air-relief valve G3/4")

Max. operating overpressure: 1 MPa (10 bar)

Intermediate length: e.g. 2100 mm (price as for 2200 mm length)

Colour: according to colour chart

Wall brackets: instead of stand

## CODING

1.	2.	3.	4.	5.	6.	7.	8.	9.	10.	11.	12.	13.	14.	15.	16.	17.
K	2	2	W	0	2	1	0	2	6	0	0	A	B	0	1	A
TYPE		HEIGHT			LENGTH			CONNECT.		COLOUR		ATYP.				

## SINGLE POSITION OPTIONS

- 1, 2, 3, 4 K21-, K32-, K43-, K54-, K22-, K33-, K44, K55-K22W, K33W, K44W, K55W
- 5, 6, 7, 8 convector height 0070, 0140, 0210, 0280 mm
- 9,10,11,12 convector length 0400, 0500, ....., 2000 by 100 mm, 2200, 2400, ....., 6000 by 200 mm
- 13, 14 AD, CB, BD, DB, AB, CD, AC, CA, EF, FE
- 15, 16 according to colour chart
- 17 – standard connection  
A atypical design  
X design 1 MPa (10 bar)  
T design 1MPa (10 bar) + typical design

Note: list selected convector modifications behind the code (e.g. thread 3/4", wall brackets, without grill, ...)

## ORDER EXAMPLE

- **K22-00701900AD01** Standard steel convector in design K22 with grill, height 70 mm, length 1 900 mm, colour 01 – RAL 9016, bottom stands with plastic cover
- **K22-00702300AC15T, G3/4", wall mounting bracket**, steel convector in design K22, height 70 mm, intermediate length 2 300 mm, colour 15 – RAL 6034, max. overpressure 10 bar, internal design AC, connection G3/4" inner, wall brackets

## RADIANT CONVECTORS WITH VALVE

Radiant convector with valve, bottom connection (50 mm) in right and left designs

### DIMENSIONS

Length: 400–2 000 mm by 100 mm, 2 000–6 000 mm by 200 mm

Height: 70, 140, 210, 280 mm

Convector types and depths are listed in the table below.

### SPECIFICATIONS

**Connection:** 2xG1/2" inner, spacing 50 mm  
**Max. operating overpressure:** 0,6 MPa (standard) or 1,0 MPa (per order)  
**Max. operating temperature:** 110 °C  
**Heating system:** double pipe with induced circulation  
**Ambient conditions:** +2 to 45 °C, at relative humidity 20–70 %



### CONVECTOR WITH VALVES TYPES AND DEPTHS

<p>B=72 mm K21</p>	<p>B=133 mm K32</p>	<p>B=194 mm K43</p>	<p>B=255 mm K54</p>	<p>Steel convector with lamellar radiating surfaces and inner interchange fins.  <b>Installation:</b> interior by the wall by the window</p>
<p>B=111 mm K22</p>	<p>B=172 mm K33</p>	<p>B=233 mm K44</p>	<p>B=294 mm K55</p>	<p>Steel convector with lamellar radiating surfaces and inner and outer interchange fins  <b>Installation:</b> by the wall by the window</p>
<p>B=133 mm K22W</p>	<p>B=194 mm K33W</p>	<p>B=255 mm K44W</p>	<p>B=316 mm K55W</p>	<p>Steel convector with lamellar radiating surfaces and inner and outer interchange fins and rear shield.  <b>Installation:</b> by the window (prevents radiation losses in window surface)</p>

\* Thermostatic head is not part of the convector

### BASIC DESIGN

**Colour:** white RAL 9016, RAL 9010, other colours according to colour chart

**Grill:** upper wire grill

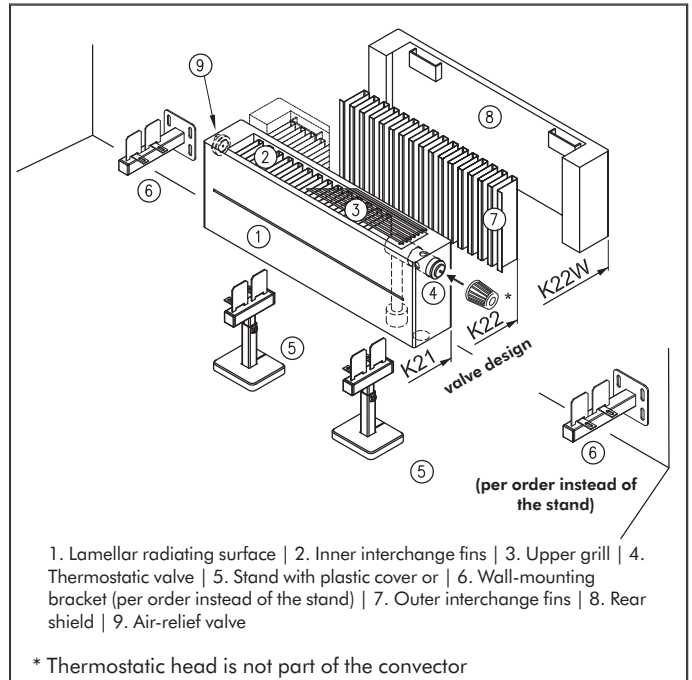
**Mounting:** stands with plastic covers or wall mounting brackets per order (instead of stand)

**Connection:** 2xG1/2" inner, per order right or left, connection span 50 mm (see detail on the next page). Installed thermostatic valve

Heimeier  
(Danfoss per order)


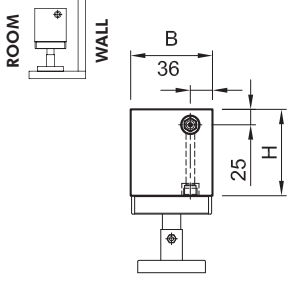
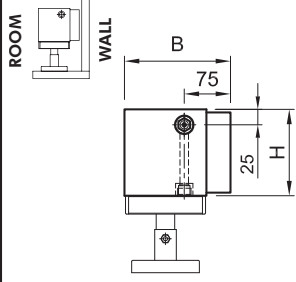
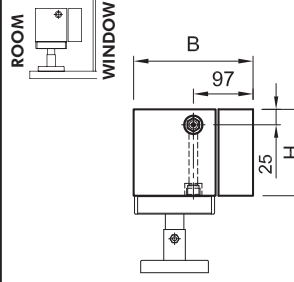
For order height 70 mm contact Sales department.

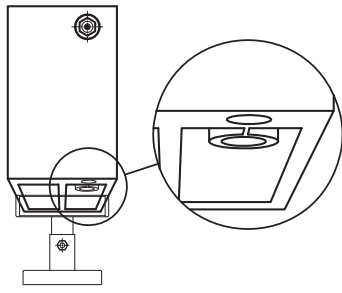
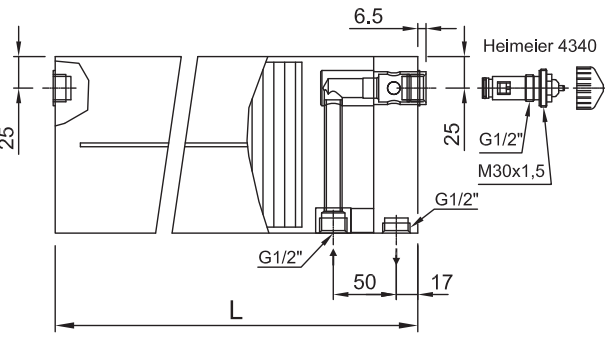
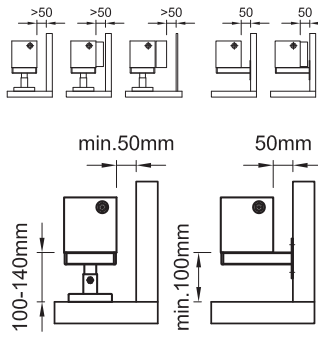
### CONVECTOR BASIC EQUIPMENT (VR valve design)



# RADIANT CONVECTORS WITH VALVE

## CONVECTOR CONNECTION DIMENSIONS

K21, K32, K43, K54	K22, K33, K44, K55	K22W, K33W, K44W, K55W	CONNECTION SPACING
B=72, 133, 194, 255 mm	B=111, 172, 233, 294 mm	B=133, 194, 255, 316 mm	
			
H=70,140, 210, 280mm	H=70,140, 210, 280mm	H=70,140, 210, 280mm	2xG1/2" inner, span 50 mm

INNER DESIGN OF VALVE CONNECTION		WALL OFFSET	
			
perspective view	dimension chard with dimensions	STAND	BRACKET

## THERMOSTATIC HEAD

Thermostatic head Heimeier, K type, with built-in probe, Sparclip arresters, white colour (range 6–28 °C, anti-freezing protection) will be delivered per order.

- Thermostatic head is ordered as a separate feature.



## CONVECTOR DESIGN OPTIONS

**Valve:** Danfoss (assembled instead of standard Heimeier valve)

**Max. operating overpressure:** 1 MPa (10 bar)

**Intermediate length:** for example 2 100 mm (price as for 2 200 mm length)

**Colour:** according to colour chart

**Wall brackets:** added instead of stand

## CODING

1.	2.	3.	4.	5.	6.	7.	8.	9.	10.	11.	12.	13.	14.	15.	16.	17.
K	3	2	-	0	1	4	0	2	6	0	0	V	R	0	1	A
TYPE				HEIGHT				LENGTH				CONNECT.	COLOUR	ATYP.		

## ORDER EXAMPLE

- K33W01401700VL01**  
Steel convector with left-side valve in design K33W with grill, height 140 mm, length 1 700 mm, colour 01 – RAL 9016 Bottom stands with plastic cover
- K33W01402500VL13T, wall bracket**  
Steel convector with left-side valve in design K33W with grill, height 140 mm, intermediate length 2 500 mm, colour 13 – RAL 1019, max. overpressure 10 bar, wall brackets

## POSITION SINGLE POSITION OPTIONS

- |            |   |
|------------|---|
| 1, 2, 3, 4 | K21-, K32-, K43-, K54-, K22-, K33-, K44, K55, K22W, K33W, K44W, K55W                        |
| 5, 6, 7, 8 | convector height<br>0070, 0140, 0210, 0280 mm   |
| 9,10,11,12 | convector length<br>0400, 0500, ....., 2000 by 100 mm,<br>2200, 2400, ....., 6000 by 200 mm |
| 13, 14     | VR – right valve (standard), VL – left valve  |
| 15, 16     | according to colour chart   |
| 17         | – standard connection   |
| A          | atypical design   |
| X          | construction 1 MPa (10 bar)   |
| T          | construction 1 MPa (10 bar) + atypical design   |

Note: list selected convector modifications behind the code (e.g. wall brackets, without grill, ...)

## RADIANT CONVECTORS WITH MIDDLE CONNECTION

Radiant convector with middle connection of heating fluid.

### DIMENSIONS

**Length:** 600–2 000 mm by 100 mm, 2 000–4 000 mm by 200 mm

**Height:** 140, 210, 280 mm

**Convector types and depths are listed in the table below.**

### SPECIFICATIONS

**Connection:** 2xG1/2" inner, span 50 mm

**Max. operating overpressure:** 0,6 MPa (standard) or 1,0 MPa (per order)

**Max. operating temperature:** 110 °C

**Heating system:** double pipe with induced circulation

**Ambient conditions:** +2 to 45 °C, at relative humidity 20–70%




### CONVECTOR TYPES AND DEPTHS

<p>B=72mm</p> <p><b>K21</b></p>	<p>B=133mm</p> <p><b>K32</b></p>	<p>B=194mm</p> <p><b>K43</b></p>	<p>B=255mm</p> <p><b>K54</b></p>	<p>Steel convector with lamellar radiating surfaces and inner interchange fins.</p> <p><b>Installation:</b> interior by the wall by the window</p>
<p>B=111mm</p> <p><b>K22</b></p>	<p>B=172mm</p> <p><b>K33</b></p>	<p>B=233mm</p> <p><b>K44</b></p>	<p>B=294mm</p> <p><b>K55</b></p>	<p>Steel convector with lamellar radiating surfaces and inner and outer interchange fins</p> <p><b>Installation:</b> by the wall by the window</p>
<p>B=133mm</p> <p><b>K22W</b></p>	<p>B=194mm</p> <p><b>K33W</b></p>	<p>B=255mm</p> <p><b>K44W</b></p>	<p>B=316mm</p> <p><b>K55W</b></p>	<p>Steel convector with lamellar radiating surfaces and inner and outer interchange fins and rear shield.</p> <p><b>Installation:</b> by the window (prevents radiation losses in window surface)</p>

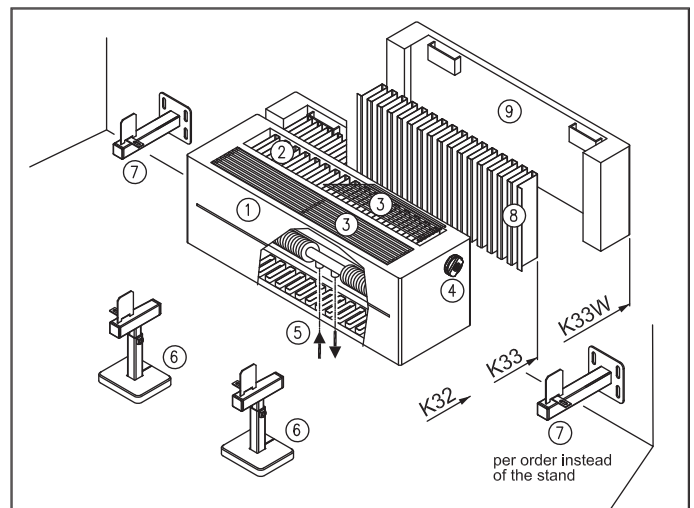
### BASIC DESIGN (included in convector price)

- Colour:** white RAL 9016, RAL 9010, other colours according to colour chart
- Grill:** upper wire grill
- Mounting:** stands with plastic covers or wall mounting brackets per order (interchange for stands)
- Connection:** 2xG1/2", spacing 50 mm (2 pcs. – cap, air-relief valve)

### PHOTO OF MIDDLE CONNECTION



### CONVECTOR BASIC EQUIPMENT

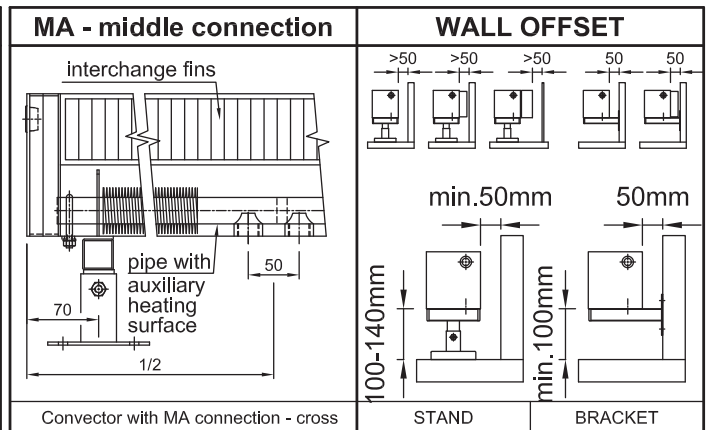
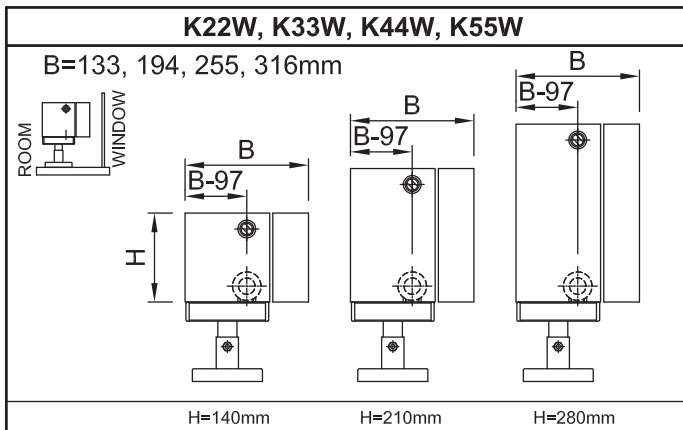
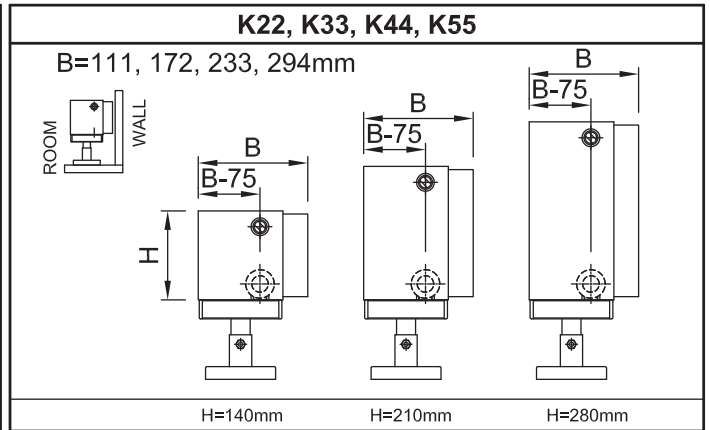
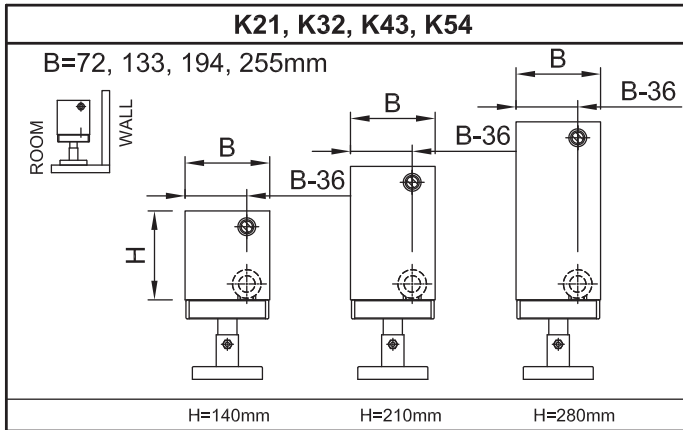


1. Lamellar radiating surface | 2. Inner interchange fins | 3. Upper grill | 4. Air-relief valve | 5. Pipe with middle connection and auxiliary heating surface | 6. Stand with plastic cover or | 7. Wall-mounting bracket (per order instead of the stand) | 8. Outer interchange fins | 9. Rear shield

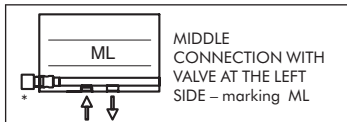
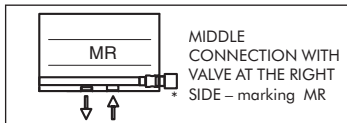
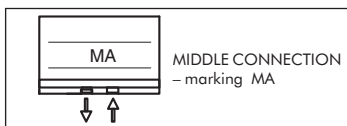


# RADIANT CONVECTORS WITH MIDDLE CONNECTION

## CONVECTOR CONNECTION DIMENSIONS




## CONNECTION OPTION



Thermostatic head Heimeier, K type, with built-in probe, Sparclip arresters, white colour (range 6–28 °C, anti-freezing protection) will be delivered per order.

\* Thermostatic head is ordered as a separate feature.



## ORDER EXAMPLE

- **K22-01401900MA01** – steel convector with middle connection in design K22 with grill, height 140 mm, length 1 900 mm, colour 01 – RAL 9016, stands with plastic cover
- **K22-01401900MA15T, wall bracket** – steel convector with middle connection in design K22 with grill, height 140 mm, length 1 900 mm, colour 15 – RAL 6034, max. overpressure 10 bar, wall brackets

## CONVECTOR DESIGN OPTIONS

**Max. operating overpressure:** 1 MPa (10 bar)

**Intermediate length:** e.g. 2 100 mm  
(price as for 2 200 mm length)

**Colour:** according to colour chart

**Wall brackets:** added instead of stands

## CODING

1.	2.	3.	4.	5.	6.	7.	8.	9.	10.	11.	12.	13.	14.	15.	16.	17.
K	2	2	-	0	2	1	0	2	6	0	0	M	A	0	1	A
TYPE		HEIGHT			LENGTH			CONNECT.	COLOUR		ATYP.					

## POSITION SINGLE POSITION OPTIONS

- 1, 2, 3, 4    K21-, K32-, K43-, K54-, K22-, K33-, K44, K55-K22W, K33W, K44W, K55W
- 5, 6, 7, 8    convector height 0140, 0210, 0280 mm
- 9,10,11,12    convector length  
0600, 0700, ....., 2000 mm by 100 mm  
2200, 2400, ....., 4000 mm by 200 mm
- 13, 14    MA – middle connection  
ML, MR – middle connection with valve left / right
- 15, 16    according to colour chart
- 17    – standard connection  
A atypical design  
X construction 1 MPa (10 bar)  
T construction 1 MPa (10 bar) + atypical design

Note: list selected convector modifications behind the code  
(wall brackets, no grill, ...)

## HEATING OUTPUTS, WEIGHTS & WATER CAPACITY

### K21

exponent n=1,2183

Height	Length [mm]	400	500	600	700	800	900	1000	1100	1200	1300	1400	1500	1600	1700	1800	1900	2000	2200	2400	2600	2800-6000
70 mm	Water capacity [l]*	0,6	0,7	0,8	0,9	1,0	1,1	1,2	1,3	1,4	1,4	1,5	1,6	1,7	1,8	1,9	2,0	2,1	2,3	2,5	2,6	~1,2 l/m
	Weight [kg]**	2,5	3,1	3,7	4,3	4,9	5,5	6,0	6,7	7,2	7,8	8,4	9,0	9,6	10,2	10,7	11,3	11,9	13,1	14,3	15,5	~6,0 kg/m
	90/70/20°C [W]	145	181	216	252	288	325	361	397	433	470	506	542	577	613	649	686	722	794	867	938	361 W/m
	75/65/20°C [W]	116	145	173	202	231	260	289	318	347	376	405	434	462	491	520	549	578	636	694	751	289 W/m
	55/45/20°C [W]	62	78	93	108	124	140	155	171	186	202	217	233	248	264	279	295	310	341	372	403	155 W/m

exponent n=1,2858

Height	Length [mm]	400	500	600	700	800	900	1000	1100	1200	1300	1400	1500	1600	1700	1800	1900	2000	2200	2400	2600	2800-6000
140 mm	Water capacity [l]*	1,1	1,3	1,5	1,7	1,9	2,1	2,3	2,5	2,7	2,9	3,1	3,3	3,5	3,7	3,9	4,1	4,3	4,7	5,1	5,5	~2,3 l/m
	Weight [kg]**	5,1	6,3	7,5	8,7	9,9	11,1	12,3	13,5	14,7	15,9	17,0	18,3	19,5	20,6	21,8	23,1	24,2	26,6	29,0	31,4	~12,3 kg/m
	90/70/20°C [W]	216	271	325	379	432	487	541	595	650	703	757	812	866	920	973	1028	1082	1191	1298	1407	541 W/m
	75/65/20°C [W]	171	214	257	300	342	385	428	471	514	556	599	642	685	728	770	813	856	942	1027	1113	428 W/m
	55/45/20°C [W]	89	111	133	156	177	200	222	244	267	288	311	333	355	377	399	422	444	488	532	577	222 W/m

exponent n=1,3533

Height	Length [mm]	400	500	600	700	800	900	1000	1100	1200	1300	1400	1500	1600	1700	1800	1900	2000	2200	2400	2600	2800-6000
210 mm	Water capacity [l]*	1,7	2,0	2,3	2,6	2,9	3,2	3,5	3,8	4,1	4,4	4,7	5,0	5,3	5,5	5,8	6,1	6,4	7,0	7,6	8,2	~3,5 l/m
	Weight [kg]**	7,7	9,5	11,3	13,1	14,9	16,7	18,5	20,3	22,1	23,9	25,7	27,6	29,3	31,1	32,9	34,8	36,6	40,1	43,8	47,4	~18,5 kg/m
	90/70/20°C [W]	291	363	435	508	581	653	726	799	870	943	1016	1089	1161	1234	1307	1378	1451	1596	1742	1886	726 W/m
	75/65/20°C [W]	227	284	340	397	454	510	567	624	680	737	794	851	907	964	1021	1077	1134	1247	1361	1474	567 W/m
	55/45/20°C [W]	114	142	170	199	227	255	284	313	341	369	398	426	454	483	511	539	568	625	682	738	284 W/m

exponent n=1,4209

Height	Length [mm]	400	500	600	700	800	900	1000	1100	1200	1300	1400	1500	1600	1700	1800	1900	2000	2200	2400	2600	2800-6000
280 mm	Water capacity [l]*	2,3	2,7	3,1	3,5	3,9	4,3	4,7	5,0	5,4	5,8	6,2	6,6	7,0	7,4	7,8	8,2	8,6	9,4	10,1	10,9	~4,7 l/m
	Weight [kg]**	10,3	12,7	15,0	17,5	19,9	22,3	24,7	27,2	29,6	32,0	34,3	36,8	39,2	41,6	44,0	46,5	48,9	53,6	58,5	63,4	~24,7 kg/m
	90/70/20°C [W]	365	457	549	640	732	823	915	1007	1097	1189	1280	1372	1464	1555	1647	1738	1830	2012	2195	2379	915 W/m
	75/65/20°C [W]	282	353	424	494	565	635	706	777	847	918	988	1059	1130	1200	1271	1341	1412	1553	1694	1836	706 W/m
	55/45/20°C [W]	136	171	205	239	273	307	342	376	410	444	478	512	547	581	615	649	683	752	820	888	342 W/m

\* version 6bar, (10 bar radiator capacity = 6bar × 0,9)

\*\* empty body weight without packaging; version 6bar (10bar radiator mass = 6bar × 1,2)

Thermal power measuring follows in accordance with EN 442-2.

### K22, K22W

exponent n=1,1949

Height	Length [mm]	400	500	600	700	800	900	1000	1100	1200	1300	1400	1500	1600	1700	1800	1900	2000	2200	2400	2600	2800-6000
70 mm	Water capacity [l]*	0,6	0,7	0,8	0,9	1,0	1,1	1,2	1,3	1,4	1,4	1,5	1,6	1,7	1,8	1,9	2,0	2,1	2,3	2,5	2,6	~1,2 l/m
	Weight [kg]**	2,9	3,5	4,2	4,9	5,6	6,3	7,0	7,7	8,4	9,1	9,7	10,5	11,1	11,8	12,5	13,2	13,9	15,2	16,6	18,0	~7,0 kg/m
	Weight K22W [kg]**	4,1	5,0	5,9	6,9	7,9	8,8	9,7	10,6	11,5	12,5	13,4	14,4	15,3	16,2	17,1	18,1	19,0	20,8	22,7	24,6	~9,7 kg/m
	90/70/20°C [W]	182	226	271	317	362	408	453	497	543	588	634	679	724	770	814	860	905	996	1087	1176	453 W/m
	75/65/20°C [W]	146	182	218	255	291	328	364	400	437	473	510	546	582	619	655	692	728	801	874	946	364 W/m
	55/45/20°C [W]	79	99	118	139	158	178	198	217	237	257	277	297	316	336	356	376	395	435	475	514	198 W/m

exponent n=1,2667

Height	Length [mm]	400	500	600	700	800	900	1000	1100	1200	1300	1400	1500	1600	1700	1800	1900	2000	2200	2400	2600	2800-6000
140 mm	Water capacity [l]*	1,1	1,3	1,5	1,7	1,9	2,1	2,3	2,5	2,7	2,9	3,1	3,3	3,5	3,7	3,9	4,1	4,3	4,7	5,1	5,5	~2,3 l/m
	Weight [kg]**	5,8	7,2	8,6	10,1	11,5	12,9	14,3	15,8	17,2	18,6	19,9	21,4	22,8	24,2	25,6	27,1	28,5	31,3	34,2	37,0	~14,3 kg/m
	Weight K22W [kg]**	8,1	10,0	11,9	13,8	15,7	17,6	19,4	21,4	23,2	25,1	27,0	28,9	30,8	32,7	34,5	36,5	38,4	42,1	45,9	49,7	~19,4 kg/m
	90/70/20°C [W]	272	340	408	476	544	612	680	748	816	884	952	1020	1088	1156	1225	1293	1361	1497	1633	1769	680 W/m
	75/65/20°C [W]	216	270	324	378	432	486	540	594	648	702	756	810	864	918	972	1026	1080	1188	1296	1404	540 W/m
	55/45/20°C [W]	113	141	170	198	226	254	283	311	339	368	396	424	452	481	509	537	565	622	679	735	283 W/m

exponent n=1,3385

Height	Length [mm]	400	500	600	700	800	900	1000	1100	1200	1300	1400	1500	1600	1700	1800	1900	2000	2200	2400	2600	2800-6000
210 mm	Water capacity [l]*	1,7	2,0	2,3	2,6	2,9	3,2	3,5	3,8	4,1	4,4	4,7	5,0	5,3	5,5	5,8	6,1	6,4	7,0	7,6	8,2	~3,5 l/m
	Weight [kg]**	8,8	10,9	13,0	15,3	17,4	19,5	21,6	23,8	25,9	28,1	30,2	32,4	34,5	36,6	38,7	41,0	43,1	47,3	51,7	56,0	~21,6 kg/m
	Weight K22W [kg]**	12,3	15,1	17,9	20,8	23,7	26,5	29,3	32,2	35,0	37,8	40,7	43,6	46,4	49,2	52,0	55,0	57,8	63,4	69,2	75,0	~29,3 kg/m
	90/70/20°C [W]	365	457	549	639	731	822	914	1006	1096	1188	1279	1371	1463	1553	1645	1736	1828	2010	2193	2377	914 W/m
	75/65/20°C [W]	286	358	430	501	573	644	716	788	859	931	1002	1074	1146	1217	1289	1360	1432	1575	1718	1862	716 W/m
	55/45/20°C [W]	144	181	217	253	289	325	361	398	434	470	506	542	578	614	651	686	723	795	867	940	361 W/m

exponent n=1,4103


Height	Length [mm]	400	500	600	700	800	900	1000	1100	1200	1300	1400	1500	1600	1700	1800	1900	2000	2200	2400	2600	2800-6000
280 mm	Water capacity [l]*	2,3	2,7	3,1	3,5	3,9	4,3	4,7	5,0	5,4	5,8	6,2	6,6	7,0	7,4	7,8	8,2	8,6	9,4	10,1	10,9	~4,7 l/m
	Weight [kg]**	11,8	14,6	17,4	20,4	23,3	26,1	28,9	31,9	34,7	37,6	40,4	43,4	46,2	49,0	51,9	54,9	57,7	63,3	69,2	75,0	~28,9 kg/m
	Weight K22W [kg]**	16,3	20,0	23,8	27,7	31,5	35,3	39,0	43,0	46,7	50,5	54,3	58,2	62,0	65,7	69,5	73,4	77,2	84,7	92,4	100,1	~39,0 kg/m
	90/70/20°C [W]	462	577	692	807	923	1038	1154	1269	1384	1500	1615	1730	1845	1961	2077	2192	2307	2537	2769	2999	1154 W/m
	75/65/20°C [W]	357	446	535	624	714	803	892	981	1070	1160	1249	1338	1427	1516	1606	1695	1784	1962	2141	2319	892 W/m
	55/45/20°C [W]	174	217	260	304	347	391	434	477	521	564	608	651	694	738	781	825	868	955	1042	1128	434 W/m

\* version 6bar, (10 bar radiator capacity = 6bar × 0,9)

\*\* empty body weight without packaging; version 6bar (10bar radiator mass = 6bar × 1,2)

Thermal power measuring follows in accordance with EN 442-2.

# HEATING OUTPUTS, WEIGHTS & WATER CAPACITY



## K32

exponent n=1,1944

Height	Length [mm]	400	500	600	700	800	900	1000	1100	1200	1300	1400	1500	1600	1700	1800	1900	2000	2200	2400	2600	2800-6000
70 mm	Water capacity [l]*	0,9	1,1	1,2	1,4	1,5	1,7	1,8	2,0	2,1	2,3	2,4	2,6	2,7	2,9	3,0	3,2	3,3	3,6	3,9	4,2	~1,8 l/m
	Weight [kg]**	4,0	4,9	5,9	6,8	7,8	8,7	9,6	10,6	11,5	12,5	13,4	14,4	15,3	16,3	17,2	18,2	19,1	21,0	22,9	24,8	~9,6 kg/m
	90/70/20°C [W]	234	292	351	409	467	526	584	643	701	760	818	877	935	993	1052	1110	1169	1286	1402	1519	584 W/m
	75/65/20°C [W]	188	235	282	329	376	423	470	517	564	611	658	705	752	799	846	893	940	1034	1128	1222	470 W/m
	55/45/20°C [W]	102	128	153	179	204	230	255	281	306	332	357	383	409	434	460	485	511	562	613	664	255 W/m

exponent n=1,2675

Height	Length [mm]	400	500	600	700	800	900	1000	1100	1200	1300	1400	1500	1600	1700	1800	1900	2000	2200	2400	2600	2800-6000
140 mm	Water capacity [l]*	1,9	2,2	2,5	2,8	3,1	3,4	3,7	4,0	4,3	4,6	4,9	5,1	5,4	5,7	6,0	6,3	6,6	7,2	7,8	8,4	~3,7 l/m
	Weight [kg]**	8,1	10,0	11,9	13,9	15,8	17,7	19,6	21,6	23,5	25,4	27,3	29,3	31,3	33,2	35,1	37,1	39,0	42,8	46,7	50,6	~19,6 kg/m
	90/70/20°C [W]	360	450	539	630	719	810	900	989	1080	1169	1260	1349	1439	1530	1619	1710	1799	1979	2160	2339	900 W/m
	75/65/20°C [W]	286	357	428	500	571	643	714	785	857	928	1000	1071	1142	1214	1285	1357	1428	1571	1714	1856	714 W/m
	55/45/20°C [W]	150	187	224	262	299	337	374	411	449	486	523	561	598	635	673	710	747	822	897	971	374 W/m

exponent n=1,3407

Height	Length [mm]	400	500	600	700	800	900	1000	1100	1200	1300	1400	1500	1600	1700	1800	1900	2000	2200	2400	2600	2800-6000
210 mm	Water capacity [l]*	2,9	3,3	3,8	4,2	4,6	5,1	5,5	6,0	6,4	6,9	7,3	7,7	8,2	8,6	9,1	9,5	9,9	10,8	11,7	12,6	~5,5 l/m
	Weight [kg]**	12,2	15,1	18,0	21,0	23,9	26,7	29,6	32,7	35,5	38,4	41,3	44,3	47,2	50,1	52,9	56,0	58,8	64,6	70,5	76,4	~29,6 kg/m
	90/70/20°C [W]	489	612	734	857	978	1101	1223	1346	1468	1590	1712	1835	1957	2080	2201	2324	2447	2692	2936	3181	1223 W/m
	75/65/20°C [W]	383	479	575	671	766	862	958	1054	1150	1245	1341	1437	1533	1629	1724	1820	1916	2108	2299	2491	958 W/m
	55/45/20°C [W]	193	241	290	338	386	435	483	531	580	628	676	724	773	821	869	918	966	1063	1159	1256	483 W/m

exponent n=1,4138

Height	Length [mm]	400	500	600	700	800	900	1000	1100	1200	1300	1400	1500	1600	1700	1800	1900	2000	2200	2400	2600	2800-6000
280 mm	Water capacity [l]*	3,8	4,4	5,0	5,6	6,2	6,8	7,4	8,0	8,6	9,1	9,7	10,3	10,9	11,5	12,1	12,7	13,3	14,4	15,6	16,8	~7,4 l/m
	Weight [kg]**	16,3	20,2	24,0	28,1	31,9	35,8	39,6	43,7	47,5	51,4	55,2	59,3	63,1	67,0	70,8	74,9	78,7	86,4	94,3	102,2	~39,6 kg/m
	90/70/20°C [W]	621	778	933	1088	1244	1399	1554	1709	1865	2020	2175	2332	2487	2642	2798	2953	3108	3419	3729	4041	1554 W/m
	75/65/20°C [W]	480	601	721	841	961	1081	1201	1321	1441	1561	1681	1802	1922	2042	2162	2282	2402	2642	2882	3123	1201 W/m
	55/45/20°C [W]	233	292	350	408	467	525	583	642	700	758	816	875	933	992	1050	1108	1167	1283	1400	1517	583 W/m

\* version 6bar, (10 bar radiator capacity = 6bar × 0,9)

\*\* empty body weight without packaging; version 6bar (10bar radiator mass = 6bar × 1,2)

Thermal power measuring follows in accordance with EN 442-2.

## K33, K33W

exponent n=1,1653

Height	Length [mm]	400	500	600	700	800	900	1000	1100	1200	1300	1400	1500	1600	1700	1800	1900	2000	2200	2400	2600	2800-6000
70 mm	Water capacity [l]*	0,9	1,1	1,2	1,4	1,5	1,7	1,8	2,0	2,1	2,3	2,4	2,6	2,7	2,9	3,0	3,2	3,3	3,6	3,9	4,2	~1,8 l/m
	Weight [kg]**	4,3	5,3	6,4	7,5	8,5	9,5	10,6	11,7	12,7	13,7	14,8	15,8	16,9	17,9	18,9	20,0	21,1	23,1	25,2	27,4	~10,6 kg/m
	Weight K22W [kg] **	5,7	6,9	8,2	9,5	10,8	12,1	13,4	14,7	16,0	17,2	18,5	19,9	21,1	22,4	23,6	25,0	26,3	28,8	31,4	34,0	~13,4 kg/m
	90/70/20°C [W]	266	333	398	465	532	597	664	731	796	863	930	997	1062	1129	1196	1261	1328	1461	1594	1726	664 W/m
	75/65/20°C [W]	215	269	322	376	430	483	537	591	644	698	752	806	859	913	967	1020	1074	1181	1289	1396	537 W/m
55/45/20°C [W]	119	148	178	207	237	266	296	326	355	385	415	444	474	503	533	562	592	651	711	770	296 W/m	

exponent n=1,2542

Height	Length [mm]	400	500	600	700	800	900	1000	1100	1200	1300	1400	1500	1600	1700	1800	1900	2000	2200	2400	2600	2800-6000
140 mm	Water capacity [l]*	1,9	2,2	2,5	2,8	3,1	3,4	3,7	4,0	4,3	4,6	4,9	5,1	5,4	5,7	6,0	6,3	6,6	7,2	7,8	8,4	~3,7 l/m
	Weight [kg]**	8,8	10,9	13,1	15,3	17,4	19,5	21,7	23,9	26,0	28,1	30,3	32,5	34,6	36,7	38,9	41,1	43,2	47,4	51,8	56,2	~21,7 kg/m
	Weight K22W [kg] **	11,2	13,8	16,4	19,1	21,7	24,3	26,9	29,6	32,2	34,8	37,4	40,1	42,7	45,3	47,9	50,6	53,2	58,4	63,7	69,0	~26,9 kg/m
	90/70/20°C [W]	416	520	623	728	832	935	1039	1144	1247	1351	1456	1560	1663	1767	1872	1975	2079	2286	2495	2702	1039 W/m
	75/65/20°C [W]	331	414	496	579	662	744	827	910	992	1075	1158	1241	1323	1406	1489	1571	1654	1819	1985	2150	827 W/m
55/45/20°C [W]	174	218	261	305	349	392	436	480	523	566	610	654	697	741	785	828	872	958	1046	1133	436 W/m	

exponent n=1,3431

Height	Length [mm]	400	500	600	700	800	900	1000	1100	1200	1300	1400	1500	1600	1700	1800	1900	2000	2200	2400	2600	2800-6000
210 mm	Water capacity [l]*	2,9	3,3	3,8	4,2	4,6	5,1	5,5	6,0	6,4	6,9	7,3	7,7	8,2	8,6	9,1	9,5	9,9	10,8	11,7	12,6	~5,5 l/m
	Weight [kg]**	13,3	16,5	19,7	23,1	26,3	29,5	32,7	36,2	39,4	42,6	45,8	49,2	52,4	55,6	58,8	62,2	65,4	71,8	78,4	85,0	~32,7 kg/m
	Weight K22W [kg] **	17,0	20,9	24,8	28,9	32,8	36,7	40,6	44,7	48,6	52,5	56,5	60,6	64,5	68,4	72,3	76,4	80,3	88,1	96,1	104,2	~40,6 kg/m
	90/70/20°C [W]	571	714	856	999	1142	1284	1427	1570	1712	1855	1998	2141	2283	2426	2569	2711	2853	3139	3425	3710	1427 W/m
	75/65/20°C [W]	447	559	670	782	894	1005	1117	1229	1340	1452	1564	1676	1787	1899	2011	2122	2234	2457	2681	2904	1117 W/m
55/45/20°C [W]	225	281	337	394	450	506	562	619	675	731	788	844	900	956	1013	1069	1125	1237	1350	1462	562 W/m	

exponent n=1,4319

Height	Length [mm]	400	500	600	700	800	900	1000	1100	1200	1300	1400	1500	1600	1700	1800	1900	2000	2200	2400	2600	2800-6000
280 mm	Water capacity [l]*	3,8	4,4	5,0	5,6	6,2	6,8	7,4	8,0	8,6	9,1	9,7	10,3	10,9	11,5	12,1	12,7	13,3	14,4	15,6	16,8	~7,4 l/m
	Weight [kg]**	17,8	22,1	26,4	31,0	35,3	39,6	43,8	48,4	52,7	57,0	61,3	65,8	70,1	74,4	78,7	83,3	87,5	96,1	105,0	113,8	~43,8 kg/m
	Weight K22W [kg] **	22,8	28,0	33,2	38,7	43,9	49,2	54,4	59,9	65,1	70,3	75,5	81,0	86,3	91,5	96,7	102,2	107,4	117,9	128,6	139,3	~54,4 kg/m
	90/70/20°C [W]	731	914	1096	1279	1462	1644	1827														

# HEATING OUTPUTS, WEIGHTS & WATER CAPACITY

## K43

exponent n=1,1705

Height	Length [mm]	400	500	600	700	800	900	1000	1100	1200	1300	1400	1500	1600	1700	1800	1900	2000	2200	2400	2600	2800-6000
70 mm	Water capacity [l]*	1,3	1,5	1,7	1,9	2,1	2,3	2,5	2,7	2,9	3,1	3,3	3,5	3,7	3,9	4,1	4,3	4,5	4,9	5,2	5,6	~2,5 l/m
	Weight [kg]**	5,5	6,8	8,1	9,5	10,8	12,0	13,3	14,7	16,0	17,2	18,5	19,9	21,2	22,4	23,7	25,1	26,4	28,9	31,6	34,2	~13,3 kg/m
	90/70/20°C [W]	319	400	479	560	639	719	798	879	958	1039	1118	1198	1278	1358	1437	1518	1597	1757	1916	2076	798 W/m
	75/65/20°C [W]	258	323	387	452	516	581	645	710	774	839	903	968	1032	1097	1161	1226	1290	1419	1548	1677	645 W/m
	55/45/20°C [W]	142	178	213	249	284	320	355	390	426	461	497	532	568	603	638	674	709	780	851	922	355 W/m

exponent n=1,2492

Height	Length [mm]	400	500	600	700	800	900	1000	1100	1200	1300	1400	1500	1600	1700	1800	1900	2000	2200	2400	2600	2800-6000
140 mm	Water capacity [l]*	2,7	3,1	3,5	3,9	4,2	4,6	5,0	5,4	5,8	6,2	6,6	7,0	7,4	7,8	8,2	8,6	9,0	9,7	10,5	11,3	~5,0 l/m
	Weight [kg]**	11,2	13,8	16,5	19,2	21,8	24,5	27,1	29,9	32,5	35,1	37,8	40,5	43,1	45,8	48,4	51,2	53,8	59,1	64,4	69,8	~27,1 kg/m
	90/70/20°C [W]	500	624	748	874	998	1124	1248	1373	1498	1622	1748	1872	1997	2122	2247	2372	2496	2746	2996	3245	1248 W/m
	75/65/20°C [W]	398	497	596	696	795	895	994	1093	1193	1292	1392	1491	1590	1690	1789	1889	1988	2187	2386	2584	994 W/m
	55/45/20°C [W]	210	263	315	368	420	473	525	577	630	683	735	788	840	893	945	998	1050	1155	1260	1365	525 W/m

exponent n=1,328

Height	Length [mm]	400	500	600	700	800	900	1000	1100	1200	1300	1400	1500	1600	1700	1800	1900	2000	2200	2400	2600	2800-6000
210 mm	Water capacity [l]*	4,0	4,6	5,2	5,8	6,4	7,0	7,6	8,2	8,7	9,3	9,9	10,5	11,1	11,7	12,3	12,9	13,4	14,6	15,8	17,0	~7,6 l/m
	Weight [kg]**	16,8	20,8	24,8	29,0	32,9	36,9	40,9	45,0	49,0	53,0	57,0	61,1	65,1	69,1	73,0	77,2	81,2	89,1	97,3	105,5	~40,9 kg/m
	90/70/20°C [W]	685	856	1027	1199	1369	1541	1712	1883	2055	2226	2398	2568	2739	2911	3082	3254	3424	3767	4110	4451	1712 W/m
	75/65/20°C [W]	538	672	806	941	1075	1210	1344	1478	1613	1747	1882	2016	2150	2285	2419	2554	2688	2957	3226	3494	1344 W/m
	55/45/20°C [W]	273	341	409	478	545	614	682	750	819	886	955	1023	1091	1160	1227	1296	1364	1501	1637	1773	682 W/m

exponent n=1,4067

Height	Length [mm]	400	500	600	700	800	900	1000	1100	1200	1300	1400	1500	1600	1700	1800	1900	2000	2200	2400	2600	2800-6000
280 mm	Water capacity [l]*	5,4	6,2	7,0	7,7	8,5	9,3	10,1	10,9	11,7	12,5	13,2	14,0	14,8	15,6	16,4	17,2	17,9	19,5	21,1	22,7	~10,1 l/m
	Weight [kg]**	22,4	27,7	33,0	38,6	43,9	49,2	54,6	60,2	65,5	70,8	76,1	81,7	87,0	92,3	97,6	103,2	108,6	119,2	130,1	141,0	~54,6 kg/m
	90/70/20°C [W]	876	1095	1313	1533	1751	1971	2189	2408	2627	2846	3065	3284	3502	3722	3940	4160	4379	4817	5255	5692	2189 W/m
	75/65/20°C [W]	678	847	1016	1186	1355	1525	1694	1863	2033	2202	2372	2541	2710	2880	3049	3219	3388	3727	4066	4404	1694 W/m
	55/45/20°C [W]	330	413	495	578	660	743	826	908	991	1073	1156	1239	1321	1404	1486	1569	1651	1817	1982	2147	826 W/m

\* version 6bar, (10 bar radiator capacity = 6bar × 0,9)

\*\* empty body weight without packaging; version 6bar (10bar radiator mass = 6bar × 1,2)

Thermal power measuring follows in accordance with EN 442-2.

## K44, K44W

exponent n=1,1671

Height	Length [mm]	400	500	600	700	800	900	1000	1100	1200	1300	1400	1500	1600	1700	1800	1900	2000	2200	2400	2600	2800-6000
70 mm	Water capacity [l]*	1,3	1,5	1,7	1,9	2,1	2,3	2,5	2,7	2,9	3,1	3,3	3,5	3,7	3,9	4,1	4,3	4,5	4,9	5,2	5,6	~2,5 l/m
	Weight [kg]**	5,9	7,3	8,6	10,1	11,5	12,9	14,3	15,8	17,1	18,5	19,9	21,3	22,7	24,1	25,5	26,9	28,3	31,1	33,9	36,8	~14,3 kg/m
	Weight K22W [kg]**	7,2	8,9	10,5	12,2	13,8	15,5	17,1	18,8	20,4	22,0	23,7	25,4	27,0	28,6	30,2	31,9	33,6	36,8	40,1	43,5	~17,1 kg/m
	90/70/20°C [W]	356	447	536	625	714	803	892	981	1070	1159	1248	1339	1428	1517	1606	1695	1784	1962	2140	2320	892 W/m
	75/65/20°C [W]	288	361	433	505	577	649	721	793	865	937	1009	1082	1154	1226	1298	1370	1442	1586	1730	1875	721 W/m
55/45/20°C [W]	159	199	239	278	318	358	397	437	477	516	556	596	636	675	715	755	794	874	953	1033	397 W/m	

exponent n=1,2555

Height	Length [mm]	400	500	600	700	800	900	1000	1100	1200	1300	1400	1500	1600	1700	1800	1900	2000	2200	2400	2600	2800-6000
140 mm	Water capacity [l]*	2,7	3,1	3,5	3,9	4,2	4,6	5,0	5,4	5,8	6,2	6,6	7,0	7,4	7,8	8,2	8,6	9,0	9,7	10,5	11,3	~5,0 l/m
	Weight [kg]**	11,9	14,8	17,6	20,6	23,5	26,3	29,1	32,1	35,0	37,8	40,7	43,7	46,5	49,4	52,2	55,2	58,0	63,7	69,6	75,4	~29,1 kg/m
	Weight K22W [kg]**	14,4	17,7	21,0	24,5	27,9	31,2	34,5	38,0	41,3	44,6	47,9	51,4	54,7	58,0	61,3	64,8	68,1	74,7	81,5	88,4	~34,5 kg/m
	90/70/20°C [W]	558	699	839	978	1118	1257	1397	1536	1676	1815	1955	2096	2235	2375	2514	2654	2794	3073	3352	3632	1397 W/m
	75/65/20°C [W]	444	556	667	778	889	1000	1111	1222	1333	1444	1555	1667	1778	1889	2000	2111	2222	2444	2666	2889	1111 W/m
55/45/20°C [W]	234	293	351	410	468	527	585	643	702	760	819	878	936	995	1053	1112	1170	1287	1404	1521	585 W/m	

exponent n=1,3439

Height	Length [mm]	400	500	600	700	800	900	1000	1100	1200	1300	1400	1500	1600	1700	1800	1900	2000	2200	2400	2600	2800-6000
210 mm	Water capacity [l]*	4,0	4,6	5,2	5,8	6,4	7,0	7,6	8,2	8,7	9,3	9,9	10,5	11,1	11,7	12,3	12,9	13,4	14,6	15,8	17,0	~7,6 l/m
	Weight [kg]**	17,9	22,2	26,5	31,1	35,4	39,7	44,0	48,5	52,8	57,1	61,4	66,0	70,3	74,6	78,9	83,4	87,7	96,3	105,2	114,1	~44,0 kg/m
	Weight K22W [kg]**	21,7	26,7	31,7	37,0	42,0	47,0	52,0	57,2	62,2	67,2	72,3	77,5	82,5	87,5	92,5	97,8	102,8	112,8	123,0	133,3	~52,0 kg/m
	90/70/20°C [W]	768	960	1151	1343	1536	1727	1919	2111	2302	2495	2687	2879	3070	3262	3455	3646	3838	4221	4606	4989	1919 W/m
	75/65/20°C [W]	601	751	901	1051	1202	1352	1502	1652	1802	1953	2103	2253	2403	2553	2704	2854	3004	3304	3605	3905	1502 W/m
55/45/20°C [W]	303	378	454	529	605	681	756	832	907	983	1059	1134	1210	1285	1361	1437	1512	1663	1815	1966	756 W/m	

exponent n=1,4323


Height	Length [mm]	400	500	600	700	800	900	1000	1100	1200	1300	1400	1500	1600	1700	1800	1900	2000	2200	2400	2600	2800-6000
280 mm	Water capacity [l]*	5,4	6,2	7,0	7,7	8,5	9,3	10,1	10,9	11,7	12,5	13,2	14,0	14,8	15,6	16,4	17,2	17,9	19,5	21,1	22,7	~10,1 l/m
	Weight [kg]**	23,9	29,6	35,4	41,5	47,3	53,0	58,8	64,9	70,6	76,4	82,1	88,3	94,0	99,8	105,5	111,6	117,4	128,9	140,7	152,6	~58,8 kg/m
	Weight K22W [kg]**	28,8	35,5	42,2	49,2	55,9	62,6	69,3	76,3	83,0	89,7	96,4	103,5	110,2	116,8	123,5	130,6	137,3	150,6	164,4	178,1	~69,3 kg/m
	90/70/20°C [W]	983	1228	1474	1719	1966	2211	2457	2702	2947	3194	3439	3685	3930	4176	4422	4668	4913	5404	5896	6387	2457 W/m
	75/65/20°C [W]	757	946	1135	1324	1514	1703	1892	2081	2270	2460	2649	2838	3027	3216	3406	3595	3784	4162	4541	4919	1892 W/m
55/45/20°C [W]	364	455	546	637	728	819	910	1001	1092	1184	1274	1365	1456	1547	1639	1730	1821	2002	2185	2367	910 W/m	

\* version 6bar, (10 bar radiator capacity = 6bar × 0,9)

\*\* empty body weight without packaging; version 6bar (10bar radiator mass = 6bar × 1,2)

Thermal power measuring follows in accordance with EN 442-2.

# HEATING OUTPUTS, WEIGHTS & WATER CAPACITY



## K54

exponent n=1,1819

Height	Length [mm]	400	500	600	700	800	900	1000	1100	1200	1300	1400	1500	1600	1700	1800	1900	2000	2200	2400	2600	2800-6000
70 mm	Water capacity [l]*	1,7	1,9	2,2	2,4	2,7	2,9	3,2	3,4	3,7	3,9	4,1	4,4	4,6	4,9	5,1	5,4	5,6	6,1	6,6	7,1	~3,2 l/m
	Weight [kg]**	7,1	8,7	10,4	12,1	13,7	15,4	17,0	18,8	20,4	22,0	23,6	25,4	27,0	28,6	30,3	32,0	33,6	36,9	40,3	43,6	~17,0 kg/m
	90/70/20°C [W]	403	505	605	706	806	908	1008	1109	1211	1311	1412	1513	1614	1714	1815	1917	2017	2219	2420	2622	1008 W/m
	75/65/20°C [W]	325	407	488	569	650	732	813	894	976	1057	1138	1220	1301	1382	1463	1545	1626	1789	1951	2114	813 W/m
	55/45/20°C [W]	178	223	267	311	355	400	445	489	534	578	622	667	711	756	800	845	889	978	1067	1156	445 W/m

exponent n=1,2626

Height	Length [mm]	400	500	600	700	800	900	1000	1100	1200	1300	1400	1500	1600	1700	1800	1900	2000	2200	2400	2600	2800-6000
140 mm	Water capacity [l]*	3,4	3,9	4,4	4,9	5,4	5,9	6,4	6,9	7,4	7,9	8,3	8,8	9,3	9,8	10,3	10,8	11,3	12,3	13,2	14,2	~6,4 l/m
	Weight [kg]**	14,3	17,6	21,0	24,5	27,9	31,2	34,6	38,1	41,5	44,8	48,2	51,7	55,0	58,4	61,7	65,3	68,6	75,3	82,2	89,1	~34,6 kg/m
	90/70/20°C [W]	639	799	959	1119	1279	1439	1599	1759	1918	2078	2238	2398	2558	2718	2878	3038	3197	3517	3837	4157	1599 W/m
	75/65/20°C [W]	508	635	762	889	1016	1143	1270	1397	1524	1651	1778	1905	2032	2159	2286	2413	2540	2794	3048	3302	1270 W/m
	55/45/20°C [W]	267	333	400	466	533	600	666	733	800	866	933	1000	1066	1133	1199	1266	1333	1466	1599	1732	666 W/m

exponent n=1,3432

Height	Length [mm]	400	500	600	700	800	900	1000	1100	1200	1300	1400	1500	1600	1700	1800	1900	2000	2200	2400	2600	2800-6000
210 mm	Water capacity [l]*	5,2	5,9	6,7	7,4	8,1	8,9	9,6	10,3	11,1	11,8	12,5	13,3	14,0	14,7	15,5	16,2	17,0	18,4	19,9	21,4	~9,6 l/m
	Weight [kg]**	21,5	26,5	31,6	36,9	42,0	47,1	52,1	57,5	62,5	67,6	72,7	78,0	83,1	88,1	93,2	98,6	103,6	113,7	124,1	134,6	~52,1 kg/m
	90/70/20°C [W]	883	1104	1323	1544	1765	1985	2206	2427	2647	2868	3089	3310	3530	3751	3972	4191	4412	4853	5295	5736	2206 W/m
	75/65/20°C [W]	691	864	1036	1209	1382	1554	1727	1900	2072	2245	2418	2591	2763	2936	3109	3281	3454	3799	4145	4490	1727 W/m
	55/45/20°C [W]	348	435	522	609	696	782	870	957	1043	1130	1218	1305	1391	1478	1565	1652	1739	1913	2087	2261	870 W/m

exponent n=1,4239

Height	Length [mm]	400	500	600	700	800	900	1000	1100	1200	1300	1400	1500	1600	1700	1800	1900	2000	2200	2400	2600	2800-6000
280 mm	Water capacity [l]*	6,9	7,9	8,9	9,9	10,9	11,8	12,8	13,8	14,8	15,8	16,7	17,7	18,7	19,7	20,7	21,6	22,6	24,6	26,5	28,5	~12,8 l/m
	Weight [kg]**	28,7	35,4	42,2	49,4	56,1	62,9	69,7	76,9	83,6	90,4	97,2	104,3	111,1	117,9	124,7	131,8	138,6	152,1	166,1	180,0	~69,7 kg/m
	90/70/20°C [W]	1132	1416	1698	1981	2264	2547	2830	3113	3397	3679	3962	4246	4528	4811	5094	5378	5660	6227	6792	7358	2830 W/m
	75/65/20°C [W]	873	1092	1310	1528	1746	1965	2183	2401	2620	2838	3056	3275	3493	3711	3929	4148	4366	4803	5239	5676	2183 W/m
	55/45/20°C [W]	422	528	633	738	844	949	1055	1160	1266	1371	1477	1582	1688	1793	1898	2004	2110	2321	2531	2743	1055 W/m

\* version 6bar, (10 bar radiator capacity = 6bar x 0,9)

\*\* empty body weight without packaging; version 6bar (10bar radiator mass = 6bar x 1,2)

Thermal power measuring follows in accordance with EN 442-2.

## K55, K55W

exponent n=1,1688

Height	Length [mm]	400	500	600	700	800	900	1000	1100	1200	1300	1400	1500	1600	1700	1800	1900	2000	2200	2400	2600	2800-6000
70 mm	Water capacity [l]*	1,7	1,9	2,2	2,4	2,7	2,9	3,2	3,4	3,7	3,9	4,1	4,4	4,6	4,9	5,1	5,4	5,6	6,1	6,6	7,1	~3,2 l/m
	Weight [kg]**	7,5	9,2	10,9	12,8	14,5	16,2	18,0	19,9	21,5	23,3	25,0	26,8	28,6	30,3	32,0	33,9	35,6	39,1	42,7	46,2	~18,0 kg/m
	Weight K22W [kg]**	8,7	10,6	12,6	14,7	16,7	18,7	20,7	22,8	24,7	26,7	28,7	30,8	32,8	34,8	36,7	38,8	40,9	44,8	48,9	53,0	~20,7 kg/m
	90/70/20°C [W]	453	567	679	793	906	1020	1132	1246	1359	1473	1585	1699	1812	1926	2038	2152	2265	2491	2718	2944	1132 W/m
	75/65/20°C [W]	366	458	549	641	732	824	915	1007	1098	1190	1281	1373	1464	1556	1647	1739	1830	2013	2196	2379	915 W/m
55/45/20°C [W]	201	252	302	353	403	454	504	554	604	655	705	756	806	856	907	957	1007	1108	1209	1309	504 W/m	

exponent n=1,2567

Height	Length [mm]	400	500	600	700	800	900	1000	1100	1200	1300	1400	1500	1600	1700	1800	1900	2000	2200	2400	2600	2800-6000
140 mm	Water capacity [l]*	3,4	3,9	4,4	4,9	5,4	5,9	6,4	6,9	7,4	7,9	8,3	8,8	9,3	9,8	10,3	10,8	11,3	12,3	13,2	14,2	~6,4 l/m
	Weight [kg]**	15,0	18,6	22,1	25,9	29,5	33,0	36,6	40,4	43,9	47,5	51,1	54,8	58,4	62,0	65,5	69,3	72,9	80,0	87,3	94,7	~36,6 kg/m
	Weight K22W [kg]**	17,6	21,7	25,7	29,9	34,0	38,0	42,1	46,3	50,3	54,4	58,4	62,7	66,7	70,7	74,7	79,0	83,1	91,1	99,4	107,7	~42,1 kg/m
	90/70/20°C [W]	700	876	1051	1226	1401	1577	1752	1926	2103	2277	2452	2628	2803	2978	3153	3329	3503	3854	4204	4555	1752 W/m
	75/65/20°C [W]	557	697	836	975	1114	1254	1393	1532	1672	1811	1950	2090	2229	2368	2507	2647	2786	3065	3343	3622	1393 W/m
55/45/20°C [W]	293	367	440	513	586	660	733	806	880	953	1026	1100	1173	1246	1319	1393	1466	1613	1759	1906	733 W/m	

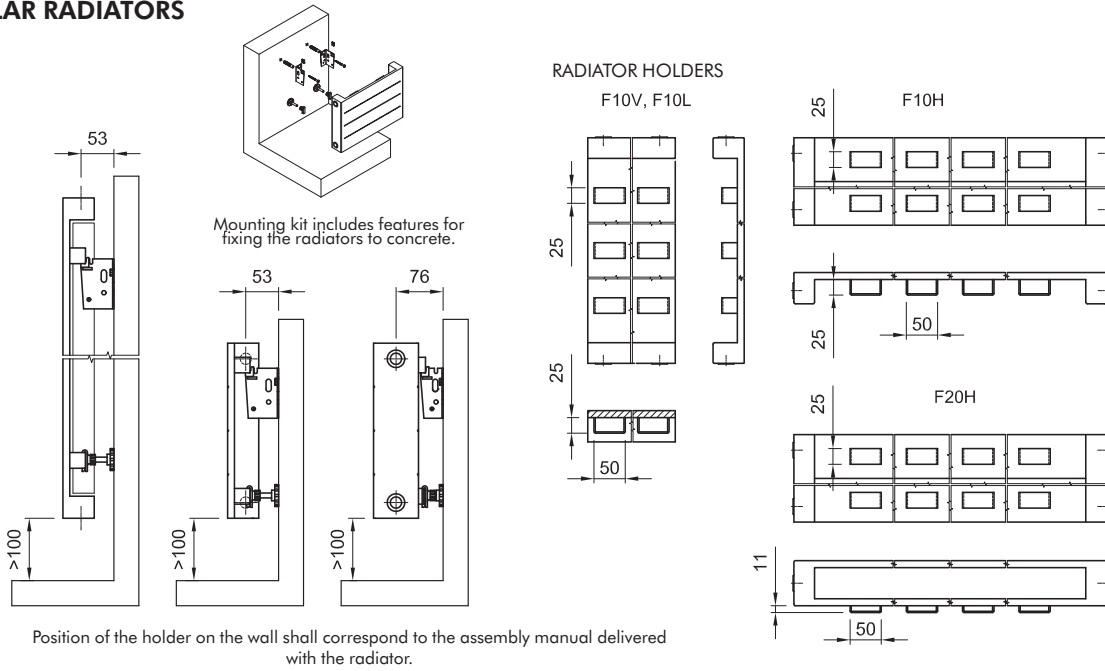
exponent n=1,3446

Height	Length [mm]	400	500	600	700	800	900	1000	1100	1200	1300	1400	1500	1600	1700	1800	1900	2000	2200	2400	2600	2800-6000
210 mm	Water capacity [l]*	5,2	5,9	6,7	7,4	8,1	8,9	9,6	10,3	11,1	11,8	12,5	13,3	14,0	14,7	15,5	16,2	17,0	18,4	19,9	21,4	~9,6 l/m
	Weight [kg]**	22,6	28,0	33,4	39,1	44,5	49,9	55,2	61,0	66,4	71,8	77,1	82,9	88,3	93,6	99,0	104,8	110,1	120,9	132,0	143,1	~55,2 kg/m
	Weight K22W [kg]**	26,3	32,3	38,4	44,8	51,0	57,1	63,1	69,6	75,7	81,7	87,9	94,3	100,4	106,5	112,5	119,0	125,1	137,3	149,8	162,3	~63,1 kg/m
	90/70/20°C [W]	956	1195	1434	1673	1912	2151	2390	2628	2867	3106	3345	3584	3823	4062	4301	4540	4779	5257	5735	6213	2390 W/m
	75/65/20°C [W]	748	935	1122	1309	1496	1683	1870	2057	2244	2431	2618	2805	2992	3179	3366	3553	3740	4114	4488	4862	1870 W/m
55/45/20°C [W]	376	470	565	659	753	847	941	1035	1129	1223	1317	1411	1505	1600	1694	1788	1882	2070	2258	2446	941 W/m	

exponent n=1,4326

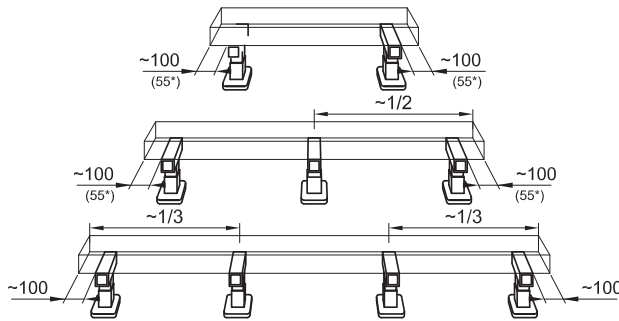
Height	Length [mm]	400	500	600	700	800	900	1000	1100	1200	1300	1400	1500	1600	1700	1800	1900	2000	2200	2400	2600	2800-6000
280 mm	Water capacity [l]*	6,9	7,9	8,9	9,9	10,9	11,8	12,8	13,8	14,8	15,8	16,7	17,7	18,7	19,7	20,7	21,6	22,6	24,6	26,5	28,5	~12,8 l/m
	Weight [kg]**	30,2	37,4	44,6	52,3	59,5	66,7	73,9	81,6	88,8	96,0	103,2	110,9	118,1	125,3	132,5	140,2	147,4	161,8	176,7	191,6	~73,9 kg/m
	Weight K22W [kg]**	35,5	43,6	51,8	60,4	68,6	76,7	84,8	93,4	101,6	109,7											

**LAMELLAR RADIATORS**



**CONVECTORS**

Number of stands and overview of the distribution on the convector

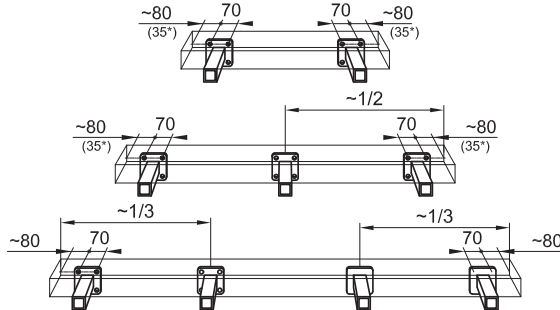


Length

400 - 2000 mm

Stands are included in the price and are part of the delivery.

Number of brackets and overview of the distribution on the convector

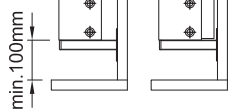
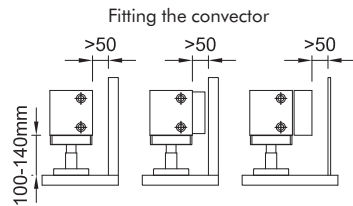


Length

400 - 2000 mm

Brackets, according to the requirements in the purchase order, are included in the price and are part of the delivery instead of the stand.

Fitting the convector

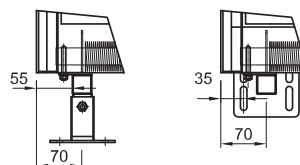


Number of stands / brackets K54, K55, K55W: 400-1000mm = 2 pcs., 1100-2000mm = 3 pcs., 2200-4000mm = 4 pcs., 4200-6000mm = 5 pcs.

**RADIANT CONVECTORS WITH Middle CONNECTION**

\* RADIANT CONVECTORS WITH MIDDLE CONNECTION

- Distance from the convector edge is fixed
- Convectors are manufactured in lengths from 600-4 000 mm



## REFERENCE COLOUR CHART

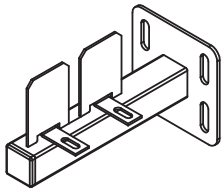
<table border="0" style="width: 100%;"> <tr><td style="background-color: #cccccc;">color line:</td><td><b>RAL9016</b></td></tr> <tr><td style="background-color: #cccccc;">tint:</td><td>snow-white</td></tr> <tr><td style="background-color: #cccccc;">surface:</td><td>-</td></tr> <tr><td style="background-color: #cccccc;">ordering code:</td><td>01</td></tr> </table>	color line:	<b>RAL9016</b>	tint:	snow-white	surface:	-	ordering code:	01	<table border="0" style="width: 100%;"> <tr><td style="background-color: #cccccc;">color line:</td><td><b>RAL9010</b></td></tr> <tr><td style="background-color: #cccccc;">tint:</td><td>white</td></tr> <tr><td style="background-color: #cccccc;">surface:</td><td>-</td></tr> <tr><td style="background-color: #cccccc;">ordering code:</td><td>02</td></tr> </table>	color line:	<b>RAL9010</b>	tint:	white	surface:	-	ordering code:	02	<table border="0" style="width: 100%;"> <tr><td style="background-color: #cccccc;">color line:</td><td><b>RAL9001</b></td></tr> <tr><td style="background-color: #cccccc;">tint:</td><td>ivory</td></tr> <tr><td style="background-color: #cccccc;">surface:</td><td>-</td></tr> <tr><td style="background-color: #cccccc;">ordering code:</td><td>04</td></tr> </table>	color line:	<b>RAL9001</b>	tint:	ivory	surface:	-	ordering code:	04
color line:	<b>RAL9016</b>																									
tint:	snow-white																									
surface:	-																									
ordering code:	01																									
color line:	<b>RAL9010</b>																									
tint:	white																									
surface:	-																									
ordering code:	02																									
color line:	<b>RAL9001</b>																									
tint:	ivory																									
surface:	-																									
ordering code:	04																									
<table border="0" style="width: 100%;"> <tr><td style="background-color: #cccccc;">color line:</td><td><b>RAL1015</b></td></tr> <tr><td style="background-color: #cccccc;">tint:</td><td>jasmine</td></tr> <tr><td style="background-color: #cccccc;">surface:</td><td>-</td></tr> <tr><td style="background-color: #cccccc;">ordering code:</td><td>12</td></tr> </table>	color line:	<b>RAL1015</b>	tint:	jasmine	surface:	-	ordering code:	12	<table border="0" style="width: 100%;"> <tr><td style="background-color: #cccccc;">color line:</td><td><b>S09</b></td></tr> <tr><td style="background-color: #cccccc;">tint:</td><td>snow-white</td></tr> <tr><td style="background-color: #cccccc;">surface:</td><td>texture</td></tr> <tr><td style="background-color: #cccccc;">ordering code:</td><td>68</td></tr> </table>	color line:	<b>S09</b>	tint:	snow-white	surface:	texture	ordering code:	68	<table border="0" style="width: 100%;"> <tr><td style="background-color: #cccccc;">color line:</td><td><b>S08</b></td></tr> <tr><td style="background-color: #cccccc;">tint:</td><td>ivory</td></tr> <tr><td style="background-color: #cccccc;">surface:</td><td>texture</td></tr> <tr><td style="background-color: #cccccc;">ordering code:</td><td>67</td></tr> </table>	color line:	<b>S08</b>	tint:	ivory	surface:	texture	ordering code:	67
color line:	<b>RAL1015</b>																									
tint:	jasmine																									
surface:	-																									
ordering code:	12																									
color line:	<b>S09</b>																									
tint:	snow-white																									
surface:	texture																									
ordering code:	68																									
color line:	<b>S08</b>																									
tint:	ivory																									
surface:	texture																									
ordering code:	67																									
<table border="0" style="width: 100%;"> <tr><td style="background-color: #cccccc;">color line:</td><td><b>S07</b></td></tr> <tr><td style="background-color: #cccccc;">tint:</td><td>bamboo</td></tr> <tr><td style="background-color: #cccccc;">surface:</td><td>-</td></tr> <tr><td style="background-color: #cccccc;">ordering code:</td><td>66</td></tr> </table>	color line:	<b>S07</b>	tint:	bamboo	surface:	-	ordering code:	66	<table border="0" style="width: 100%;"> <tr><td style="background-color: #cccccc;">color line:</td><td><b>S06</b></td></tr> <tr><td style="background-color: #cccccc;">tint:</td><td>sunshine</td></tr> <tr><td style="background-color: #cccccc;">surface:</td><td>texture</td></tr> <tr><td style="background-color: #cccccc;">ordering code:</td><td>65</td></tr> </table>	color line:	<b>S06</b>	tint:	sunshine	surface:	texture	ordering code:	65	<table border="0" style="width: 100%;"> <tr><td style="background-color: #cccccc;">color line:</td><td><b>S04</b></td></tr> <tr><td style="background-color: #cccccc;">tint:</td><td>gold</td></tr> <tr><td style="background-color: #cccccc;">surface:</td><td>metallic</td></tr> <tr><td style="background-color: #cccccc;">ordering code:</td><td>63</td></tr> </table>	color line:	<b>S04</b>	tint:	gold	surface:	metallic	ordering code:	63
color line:	<b>S07</b>																									
tint:	bamboo																									
surface:	-																									
ordering code:	66																									
color line:	<b>S06</b>																									
tint:	sunshine																									
surface:	texture																									
ordering code:	65																									
color line:	<b>S04</b>																									
tint:	gold																									
surface:	metallic																									
ordering code:	63																									
<table border="0" style="width: 100%;"> <tr><td style="background-color: #cccccc;">color line:</td><td><b>S18</b></td></tr> <tr><td style="background-color: #cccccc;">tint:</td><td>curry</td></tr> <tr><td style="background-color: #cccccc;">surface:</td><td>texture</td></tr> <tr><td style="background-color: #cccccc;">ordering code:</td><td>77</td></tr> </table>	color line:	<b>S18</b>	tint:	curry	surface:	texture	ordering code:	77	<table border="0" style="width: 100%;"> <tr><td style="background-color: #cccccc;">color line:</td><td><b>S16</b></td></tr> <tr><td style="background-color: #cccccc;">tint:</td><td>chilli</td></tr> <tr><td style="background-color: #cccccc;">surface:</td><td>-</td></tr> <tr><td style="background-color: #cccccc;">ordering code:</td><td>75</td></tr> </table>	color line:	<b>S16</b>	tint:	chilli	surface:	-	ordering code:	75	<table border="0" style="width: 100%;"> <tr><td style="background-color: #cccccc;">color line:</td><td><b>S17</b></td></tr> <tr><td style="background-color: #cccccc;">tint:</td><td>firebrick</td></tr> <tr><td style="background-color: #cccccc;">surface:</td><td>texture</td></tr> <tr><td style="background-color: #cccccc;">ordering code:</td><td>76</td></tr> </table>	color line:	<b>S17</b>	tint:	firebrick	surface:	texture	ordering code:	76
color line:	<b>S18</b>																									
tint:	curry																									
surface:	texture																									
ordering code:	77																									
color line:	<b>S16</b>																									
tint:	chilli																									
surface:	-																									
ordering code:	75																									
color line:	<b>S17</b>																									
tint:	firebrick																									
surface:	texture																									
ordering code:	76																									
<table border="0" style="width: 100%;"> <tr><td style="background-color: #cccccc;">color line:</td><td><b>S13</b></td></tr> <tr><td style="background-color: #cccccc;">tint:</td><td>sandstone</td></tr> <tr><td style="background-color: #cccccc;">surface:</td><td>texture</td></tr> <tr><td style="background-color: #cccccc;">ordering code:</td><td>72</td></tr> </table>	color line:	<b>S13</b>	tint:	sandstone	surface:	texture	ordering code:	72	<table border="0" style="width: 100%;"> <tr><td style="background-color: #cccccc;">color line:</td><td><b>S14</b></td></tr> <tr><td style="background-color: #cccccc;">tint:</td><td>rush</td></tr> <tr><td style="background-color: #cccccc;">surface:</td><td>texture</td></tr> <tr><td style="background-color: #cccccc;">ordering code:</td><td>73</td></tr> </table>	color line:	<b>S14</b>	tint:	rush	surface:	texture	ordering code:	73	<table border="0" style="width: 100%;"> <tr><td style="background-color: #cccccc;">color line:</td><td><b>RAL6019</b></td></tr> <tr><td style="background-color: #cccccc;">tint:</td><td>pistachio</td></tr> <tr><td style="background-color: #cccccc;">surface:</td><td>-</td></tr> <tr><td style="background-color: #cccccc;">ordering code:</td><td>45</td></tr> </table>	color line:	<b>RAL6019</b>	tint:	pistachio	surface:	-	ordering code:	45
color line:	<b>S13</b>																									
tint:	sandstone																									
surface:	texture																									
ordering code:	72																									
color line:	<b>S14</b>																									
tint:	rush																									
surface:	texture																									
ordering code:	73																									
color line:	<b>RAL6019</b>																									
tint:	pistachio																									
surface:	-																									
ordering code:	45																									
<table border="0" style="width: 100%;"> <tr><td style="background-color: #cccccc;">color line:</td><td><b>S12</b></td></tr> <tr><td style="background-color: #cccccc;">tint:</td><td>ice</td></tr> <tr><td style="background-color: #cccccc;">surface:</td><td>texture</td></tr> <tr><td style="background-color: #cccccc;">ordering code:</td><td>71</td></tr> </table>	color line:	<b>S12</b>	tint:	ice	surface:	texture	ordering code:	71	<table border="0" style="width: 100%;"> <tr><td style="background-color: #cccccc;">color line:</td><td><b>S11</b></td></tr> <tr><td style="background-color: #cccccc;">tint:</td><td>blue sky</td></tr> <tr><td style="background-color: #cccccc;">surface:</td><td>-</td></tr> <tr><td style="background-color: #cccccc;">ordering code:</td><td>70</td></tr> </table>	color line:	<b>S11</b>	tint:	blue sky	surface:	-	ordering code:	70	<table border="0" style="width: 100%;"> <tr><td style="background-color: #cccccc;">color line:</td><td><b>S15</b></td></tr> <tr><td style="background-color: #cccccc;">tint:</td><td>steel blue</td></tr> <tr><td style="background-color: #cccccc;">surface:</td><td>-</td></tr> <tr><td style="background-color: #cccccc;">ordering code:</td><td>74</td></tr> </table>	color line:	<b>S15</b>	tint:	steel blue	surface:	-	ordering code:	74
color line:	<b>S12</b>																									
tint:	ice																									
surface:	texture																									
ordering code:	71																									
color line:	<b>S11</b>																									
tint:	blue sky																									
surface:	-																									
ordering code:	70																									
color line:	<b>S15</b>																									
tint:	steel blue																									
surface:	-																									
ordering code:	74																									
<table border="0" style="width: 100%;"> <tr><td style="background-color: #cccccc;">color line:</td><td><b>S01</b></td></tr> <tr><td style="background-color: #cccccc;">tint:</td><td>aluminium</td></tr> <tr><td style="background-color: #cccccc;">surface:</td><td>metallic</td></tr> <tr><td style="background-color: #cccccc;">ordering code:</td><td>60</td></tr> </table>	color line:	<b>S01</b>	tint:	aluminium	surface:	metallic	ordering code:	60	<table border="0" style="width: 100%;"> <tr><td style="background-color: #cccccc;">color line:</td><td><b>S03</b></td></tr> <tr><td style="background-color: #cccccc;">tint:</td><td>copper</td></tr> <tr><td style="background-color: #cccccc;">surface:</td><td>metallic</td></tr> <tr><td style="background-color: #cccccc;">ordering code:</td><td>62</td></tr> </table>	color line:	<b>S03</b>	tint:	copper	surface:	metallic	ordering code:	62	<table border="0" style="width: 100%;"> <tr><td style="background-color: #cccccc;">color line:</td><td><b>S19</b></td></tr> <tr><td style="background-color: #cccccc;">tint:</td><td>brass</td></tr> <tr><td style="background-color: #cccccc;">surface:</td><td>-</td></tr> <tr><td style="background-color: #cccccc;">ordering code:</td><td>83</td></tr> </table>	color line:	<b>S19</b>	tint:	brass	surface:	-	ordering code:	83
color line:	<b>S01</b>																									
tint:	aluminium																									
surface:	metallic																									
ordering code:	60																									
color line:	<b>S03</b>																									
tint:	copper																									
surface:	metallic																									
ordering code:	62																									
color line:	<b>S19</b>																									
tint:	brass																									
surface:	-																									
ordering code:	83																									
<table border="0" style="width: 100%;"> <tr><td style="background-color: #cccccc;">color line:</td><td><b>RAL7024</b></td></tr> <tr><td style="background-color: #cccccc;">tint:</td><td>dark grey</td></tr> <tr><td style="background-color: #cccccc;">surface:</td><td>-</td></tr> <tr><td style="background-color: #cccccc;">ordering code:</td><td>39</td></tr> </table>	color line:	<b>RAL7024</b>	tint:	dark grey	surface:	-	ordering code:	39	<table border="0" style="width: 100%;"> <tr><td style="background-color: #cccccc;">color line:</td><td><b>S05</b></td></tr> <tr><td style="background-color: #cccccc;">tint:</td><td>silver</td></tr> <tr><td style="background-color: #cccccc;">surface:</td><td>metallic</td></tr> <tr><td style="background-color: #cccccc;">ordering code:</td><td>64</td></tr> </table>	color line:	<b>S05</b>	tint:	silver	surface:	metallic	ordering code:	64	<table border="0" style="width: 100%;"> <tr><td style="background-color: #cccccc;">color line:</td><td><b>RAL9006</b></td></tr> <tr><td style="background-color: #cccccc;">tint:</td><td>grey</td></tr> <tr><td style="background-color: #cccccc;">surface:</td><td>-</td></tr> <tr><td style="background-color: #cccccc;">ordering code:</td><td>20</td></tr> </table>	color line:	<b>RAL9006</b>	tint:	grey	surface:	-	ordering code:	20
color line:	<b>RAL7024</b>																									
tint:	dark grey																									
surface:	-																									
ordering code:	39																									
color line:	<b>S05</b>																									
tint:	silver																									
surface:	metallic																									
ordering code:	64																									
color line:	<b>RAL9006</b>																									
tint:	grey																									
surface:	-																									
ordering code:	20																									
<table border="0" style="width: 100%;"> <tr><td style="background-color: #cccccc;">color line:</td><td><b>S02</b></td></tr> <tr><td style="background-color: #cccccc;">tint:</td><td>anthracit</td></tr> <tr><td style="background-color: #cccccc;">surface:</td><td>metallic</td></tr> <tr><td style="background-color: #cccccc;">ordering code:</td><td>61</td></tr> </table>	color line:	<b>S02</b>	tint:	anthracit	surface:	metallic	ordering code:	61	<table border="0" style="width: 100%;"> <tr><td style="background-color: #cccccc;">color line:</td><td><b>RAL8017</b></td></tr> <tr><td style="background-color: #cccccc;">tint:</td><td>chocolate</td></tr> <tr><td style="background-color: #cccccc;">surface:</td><td>-</td></tr> <tr><td style="background-color: #cccccc;">ordering code:</td><td>46</td></tr> </table>	color line:	<b>RAL8017</b>	tint:	chocolate	surface:	-	ordering code:	46	<table border="0" style="width: 100%;"> <tr><td style="background-color: #cccccc;">color line:</td><td><b>S10</b></td></tr> <tr><td style="background-color: #cccccc;">tint:</td><td>slate</td></tr> <tr><td style="background-color: #cccccc;">surface:</td><td>texture</td></tr> <tr><td style="background-color: #cccccc;">ordering code:</td><td>69</td></tr> </table>	color line:	<b>S10</b>	tint:	slate	surface:	texture	ordering code:	69
color line:	<b>S02</b>																									
tint:	anthracit																									
surface:	metallic																									
ordering code:	61																									
color line:	<b>RAL8017</b>																									
tint:	chocolate																									
surface:	-																									
ordering code:	46																									
color line:	<b>S10</b>																									
tint:	slate																									
surface:	texture																									
ordering code:	69																									
<table border="0" style="width: 100%;"> <tr><td style="background-color: #cccccc;">color line:</td><td><b>RAL9005</b></td></tr> <tr><td style="background-color: #cccccc;">tint:</td><td>black</td></tr> <tr><td style="background-color: #cccccc;">surface:</td><td>-</td></tr> <tr><td style="background-color: #cccccc;">ordering code:</td><td>19</td></tr> </table>	color line:	<b>RAL9005</b>	tint:	black	surface:	-	ordering code:	19																		
color line:	<b>RAL9005</b>																									
tint:	black																									
surface:	-																									
ordering code:	19																									

• Print version of the colour card does not match the reality of the surface.

Should you be interested in other RAL colour card colours, please contact the commercial department of RCM for a specification of the technical parameters and additional charges for special surface treatment.

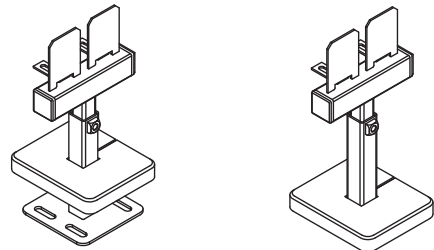
## ACCESSORIES

### CONVECTOR BRACKET



Specify convector type while ordering bracket separately.

### CONVECTOR STAND



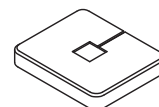
Specify convector type while ordering bracket stands separately.

### THERMOSTATIC HEAD



Thermostatic head Heimeier, K type, with built-in probe, Sparclip arresters, white colour, range 6–28 °C, anti-freezing protection.

### CONVECTOR STAND COVER



Please, check the cover colour at the personnel in the commercial department.



MANUFACTURERS & SUPPLIERS  
OF HEATING PRODUCTS

RCM HEATING  
12-14 SUNBEAM ROAD  
WOBURN ROAD INDUSTRIAL ESTATE  
KEMPSTON  
BEDFORDSHIRE  
MK42 7BY

PHONE: 01234 - 843303  
FAX: 01908 - 483930  
MAIL: SALES@RCMHEATING.CO.UK  
WWW.RCMHEATING.CO.UK